



Laila & Lyra's Halloween Playbook

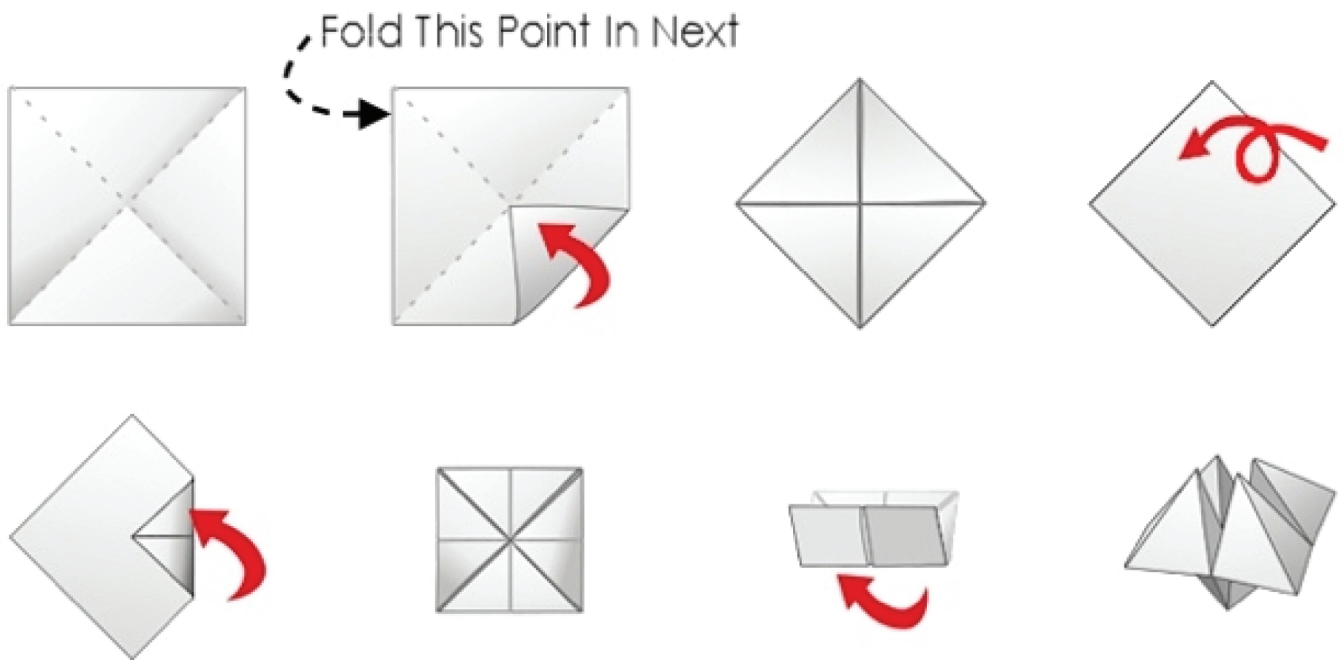
17 pages
of free printables
for your little one's
halloweekend
quarantainment!



Halloween Cootie Catcher

by Bloom Designs Online

HOW TO MAKE A COOTIE CATCHER:




HOW TO PLAY COOTIE CATCHERS:

1. Using two hands, place your thumbs and pointer finger under each picture.
2. Have someone pick a picture – cat, bats, hat or spider. And then open it each direction until you spell out that word.

HINT: If your child has trouble spelling the words, simply make a little cheat sheet for them.

3. Have them pick a number and count it, opening it in each direction.
4. Have them pick a number again and count it, opening it in each direction.
5. Lastly, have them pick a number and look under the number to give them a spooky message.

Get Momma Spider back to her baby!





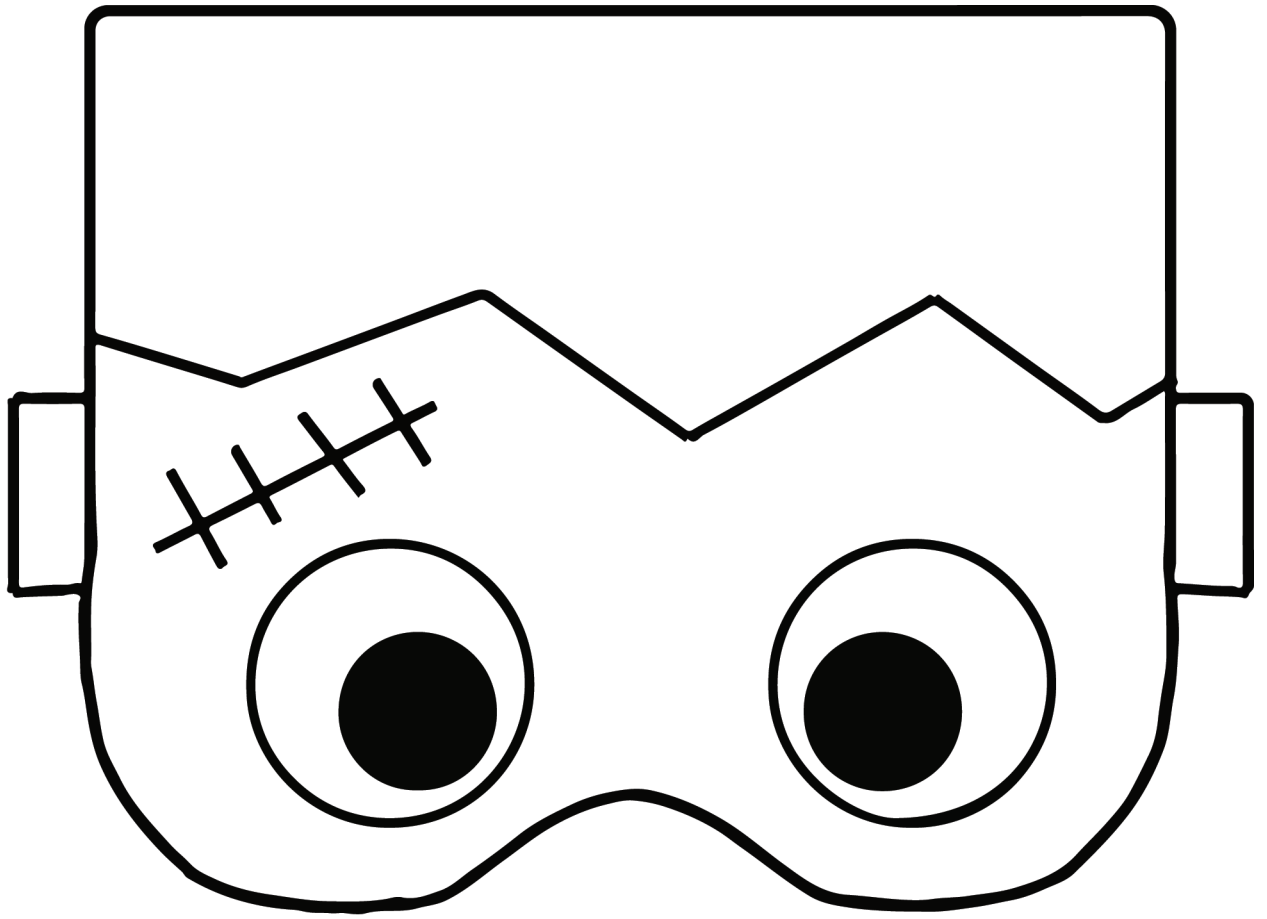
WANDS!

You will need:

1. A wooden dowel or skewer (ask an adult to cut the pointy end first!)
2. Glue




1. Print this page two times
2. Cut then glue the two wand heads between your wooden dowel or skewer
3. Viola!
You very own wand!



MASKS





MASKS

