

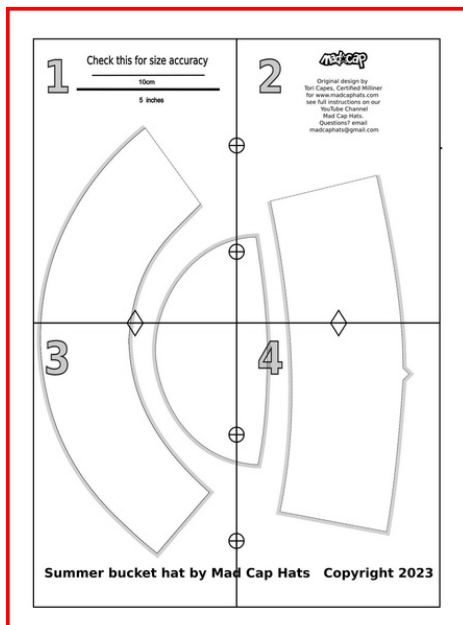


[www.madcaphats.com](http://www.madcaphats.com)

<https://www.youtube.com/@madcaphats>



**The Summer Bucket Hat on YouTube**  
<https://youtu.be/Whk8qz6pneo>



Assemble the following four pattern pages like this photo, with tape, matching half circles to make full circles and generally following the lines of the pattern up to the edges of the border box. Trim excess paper from the outside edge of the border boxes. This free pattern is average Women's Head Size

# 1

## Check this for size accuracy

10cm

5 inches

Check the lines for your printer accuracy. Choose "Actual" for paper output size or "Custom 100%"

Cut on Fold to make a full brim

Center Front

Print 2 of these pattern pieces and tape together at center front to create a full pattern piece for this Brim.

Cut 2 outside layers of the full brim, a top layer and an underbrim layer, and back each piece with med weight one side fusible interfacing.

# 2




Original design by  
Tori Capes, Certified Milliner  
for [www.madcaphats.com](http://www.madcaphats.com)  
see full instructions on our  
YouTube Channel  
Mad Cap Hats.  
Questions? email  
[madcaphats@gmail.com](mailto:madcaphats@gmail.com)

Seam allowance of 3/8" or 1 cm is built into the black outline of pattern. To increase the seam width to 1/2" or 125 mm, cut to the outside of the shaded edge of each piece.

Centre Front Band  
Cut on Fold for each  
full piece


Center Front

Print 2 of these pattern pieces and tape together at center front to create a full pattern piece for this Band. This Band is for our average head size, Medium, which is 22.5" or 57.5 cm in circumference.





3



Hat Top  
Cut two pieces  
for outside layer  
and two pieces  
for lining.

Brim Back

## Summer bucket hat by Mac

See the how to Video on our YouTube



4

Cut 4 "full" band layers.  
1 layer for outside fabric, 1 fusible interfacing layer for the back of our outer layer, 1 sew-in heavy weight interfacing layer and 1 piece for your band lining.

*Band Back*

**d Cap Hats Copyright 2023**

Channel ... <https://youtu.be/Whk8qz6pneo>