

SERVICE BULLETIN

Buell[®]

AMERICAN MOTORCYCLES

B-021A

July 12, 1999

SAFETY RECALL CODE 0814 - FUEL TANK RETENTION SYSTEM

GENERAL

As recently advised in Service Bulletin B-021, Buell Motorcycle Company has learned that all 1995 through 1999 S2, S2T, S1, S1W, M2, S3 and S3T model motorcycles were built with a fuel tank mount system that could allow the fuel tank to become separated from the motorcycle in the event of a severe collision. Accordingly, Buell Motorcycle Company is conducting a voluntary recall campaign to formally recall all potentially affected motorcycles.

This campaign involves all 1995 through 1996 S2 and S2T Thunderbolts, all 1996 through 1998 S1 Lightning and S1W White Lightning, 1997 through 1999 M2 Cyclone, 1997 through 1999 S3 and S3T Thunderbolt motorcycles manufactured between February 1, 1994 and April 21, 1999.

This condition will be remedied by replacing the fuel tank retention system on all potentially affected vehicles.

DEALER ACTION, AFFECTED VEHICLES

Buell Distribution Corporation had sent you a complete list of all vehicles shipped to your dealership involved in this recall along with the original bulletin. To ensure the safety of all affected riders, it is your responsibility to perform the required service on all affected vehicles, even if the motorcycle was not purchased from your dealership.

If you are not sure that a safety recall has been completed on a particular Buell motorcycle, contact the recall information line at 1-800-448-1708. Recall information is also available on TALON and hd-net.com.

IMPORTANT NOTE

Because only registered owners received notification from Buell Distribution Corporation, we request that you contact any owners of vehicles still listed as unregistered on the original list. Advise them of the safety recall and make arrangements for them to come in for recall service. We also require that you provide us with their names, addresses and V.I.N.s as soon as possible. This will enable us to mail them an owner's letter as required by National Traffic and Motor Vehicle Safety Act, as amended.

Initial shipment of the new recall kits, Part No. 93922YA, will begin on or before July 13, 1999. All kits will be shipped direct from the Franklin Distribution Center, no charge, transportation paid. To order the remainder of the updated kits that may be needed, please fill out the attached order form and send/fax it to the Warranty Department at (FAX) 414-343-8346. (All orders for the old kit have been discarded).

Buell Distribution Corporation reserves the right to conduct wave shipments in lieu of processing orders and/or adjusting order quantities, depending on the availability of parts.

The fuel tank retention system recall kit (Part No. 93922YA) consists of:

- Mounting Plate (2)
- Retention Plates (2)
- Mounting Bolt (1)
- Cable Tie (1) (For use on fuel cell vent hose on the S2/S2T models)

IMPORTANT NOTE

The previous fuel tank retention system recall kit (Part No. 93922Y) fits 1995-96 S2/S2T Thunderbolt, 1999 S3 Thunderbolt and 1999 M2 Cyclone models. Any other models (1997-98 S3/S3T Thunderbolt, 1997-98 M2 Cyclone, and 1996-98 S1/S1W models) that received the previous recall service will require the revised kit (Part No. 93922YA) to be installed. This kit supersedes the previous kit and is suitable for use on all the affected model motorcycles.

Review your records and contact the owners of the vehicles that require rework. See "Credit Procedures -Vehicle Rework" for claim filing procedures.

For vehicles equipped with tank masks it is recommended that only the revised fuel tank retention system recall kit be installed to prevent damage to the tank mask.

REMOVAL

NOTE

Perform the following procedures according to the guidelines given in the service manual for the model being serviced.

WARNING

Always disconnect the negative battery cable when working on motorcycle to prevent accidental startup. If the positive cable should contact ground with the negative cable installed, the resulting sparks may cause a battery explosion, which could result in death or serious injury.

1. Disconnect negative battery cable.
2. Remove seat. See appropriate Service Manual, Section 2 for procedure.

ROUTING	SERVICE MANAGER	SALES MANAGER	PARTS MANAGER	LEAD TECHNICIAN	TECHNICIAN NO. 1	TECHNICIAN NO. 2	TECHNICIAN NO. 3	TECHNICIAN NO. 4	RETURN THIS TO:
INITIAL HERE									

©1999 Buell Distribution Corporation

- S2 and S2T models only:** Remove the fuel tank cover. See appropriate Service Manual, Section 2 for procedure.

NOTE

See Figure 1. Vehicles being serviced will have varying combinations of tank mounting parts. Once removed, Items 2, 3, 4 and 5 are to be discarded.

- See Figure 1. Remove and discard fuel tank mounting screw (3) and washer (2).
- While securely holding fuel tank, carefully slide rear tank mount (5), with spacer (4), to the rear of the vehicle and away from the tank. Discard mount and spacer.

NOTE

For vehicles that had the original recall service performed and require the revised kit installation, remove and discard the fuel tank mounting screw, retention plates and mounting plate(s).

INSTALLATION

NOTE

See Figure 2. The retention plates have decals on them showing the position and direction that they are to be mounted. Also, they have a V-shaped notch on the shorter straight side which must face to the rear of the vehicle.

CAUTION

A lower mounting plate is not used on S2/S2T and M2 models.

IMPORTANT NOTE

It is important that the prongs on the retention plate face toward the rear of the vehicle and be in direct contact with the fuel tank. All vehicles require two retention plates, one above and one below the fuel tank.

- S1/S1W/S3/S3T Models:** See Figure 3. Carefully raise the back of the fuel tank and place a mounting plate and a retention plate in position on the frame. Make sure shorter straight side of both retention plate and mounting plate face to rear of vehicle.
- M2/S2/S2T Models:** See Figure 3. Carefully raise the back of the fuel tank and place a retention plate in position on the frame. Make sure shorter straight side of retention plate faces to rear of vehicle.
- Carefully place the fuel tank onto the lower retention plate.

NOTE

For motorcycles having a tank mask and/or tank bag as an accessory, be sure to secure mask/bag so that it is between the top retention plate and the mounting plate. The retention plate teeth must be in direct contact with the fuel tank.

- See Figures 4 and 5. Place the remaining retention plate and mounting plate in position on top of the fuel tank rear mounting projections. Make sure shorter straight side of both retention plate and mounting plate face to rear of vehicle.
- See Figure 5. Install new mounting bolt (4) and tighten to 18-23 ft-lbs. (24.4-31.2 Nm).
- Wait five minutes and tighten bolt again to 18-23 ft-lbs (24.4-31.2 Nm).

- S2 and S2T models only:** Install the tank cover. Secure the vent hose to the fuel tank vent with new cable tie. See appropriate Service Manual, Sections 2 and 4 for procedure.

WARNING

After installing seat, pull upward on front of seat to be sure it is locked in position. If seat is loose, it could shift during vehicle operation resulting in loss of control of the vehicle and death or serious injury.

- Install seat. See appropriate service manual, Section 2 for procedure.
- Connect negative (-) battery cable to negative (-) battery terminal. See appropriate service manual, Sections 1 or 7 for procedure.

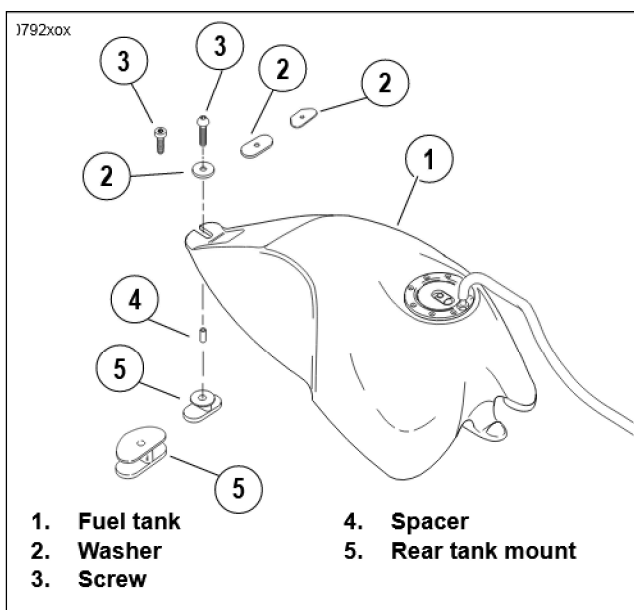


Figure 1. Original Fuel Tank Mounting Arrangement

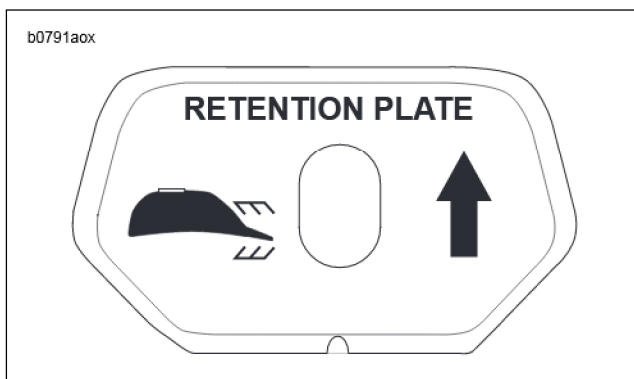


Figure 2. Retention Plate with Decal

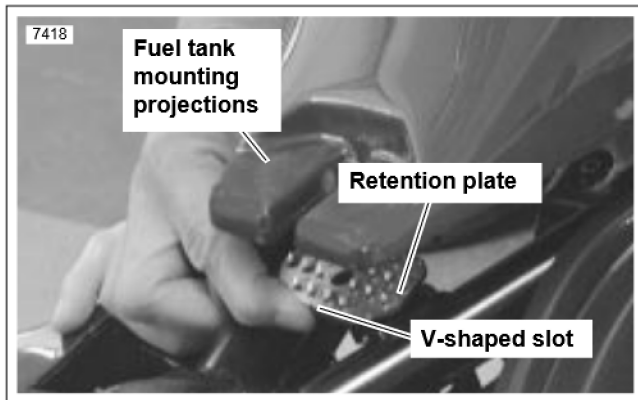


Figure 3. Bottom Plate

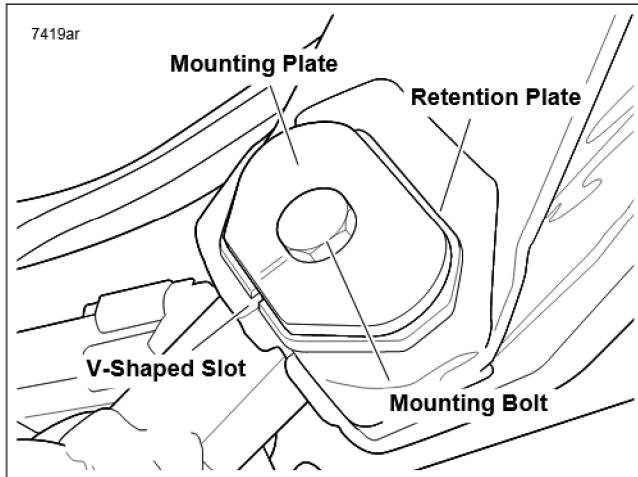


Figure 4. Final Assembly

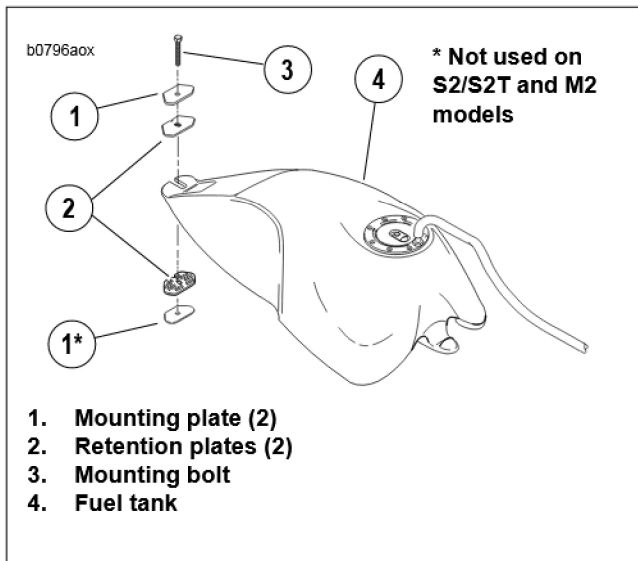


Figure 5. New Fuel Tank Mounting Arrangement

CREDIT PROCEDURES - VEHICLE REPAIR

For each vehicle serviced, place a "C" in the letter box on the Buell Dealer Service Card. Destroy and discard the original fuel tank mount and hardware. Send the properly completed dealer service cards to Buell Distribution Corporation. Upon receipt and processing of your properly completed dealer service cards, you will be credited for 0.6 hours for M2, S1, S1W S3 and S3T models and 0.7 hours for S2 and S2T models. Both times include 0.1 hour administrative time. No credit will be issued for the kits as they were sent no charge, transportation paid.

CREDIT PROCEDURES - VEHICLE REWORK

For any 1997-98 S3/S3T Thunderbolt, 1997-98 M2 Cyclone and 1996-98 S1 Lightning and S1W White Lightning models previously serviced under this recall, you must submit a regular warranty claim referencing Service Bulletin B-021A in the "Description of Repair" section of the claim. Please indicate "VEHICLE REWORK" in this section also. NOTE: No claims for rework will be paid unless the following conditions exist:

- Buell Distribution Corporation has already received and processed a recall completion for the vehicle listed on the rework claim.
- The rework claim is for one of the affected models, as noted above (and the below condition exists).
- The previous recall repair on the affected models was done prior to the date of the Buell mailgram BML-013 (June 16, 1999) which advised dealers not to use the original kit on the affected models, as noted above.

Fill in the rest of the claim as follows:

Table 1. Credit for Rework

Claim Type	*BMC, *BGW
Quantity	0
Event 1, Problem Part No.	93922YA
Part Description	Update - Fuel Tank Retention System
Labor Code	2547
Time (includes 0.1 hour administrative time)	0.6 hrs (For All Affected Models)
Customer Concern Code	9205
Condition Code	3204

*Note: Use BMC claim type if the vehicle is still under warranty. Use BGW claim type if the vehicle is out of warranty. If out of warranty, no prior authorization is required.

Upon receipt of the properly completed claim forms for the rework procedure, you will be reimbursed for labor.

CREDIT PROCEDURES - DEALER STOCK PARTS

Remove all affected fuel tank mounting parts from your inventory. These part numbers are:

2871Y (Washer)
6041Y (Washer)
61440-94Y (Rear Tank Mount)
61441-94Y (Spacer)

To receive credit, complete a regular warranty claim referencing Service Bulletin B-021A in the "Description of Repair" section. Fill in the rest of the claim as follows.

Table 2. Credit for Parts

Claim Type	BDS
Quantity	See Note Below
Event 1, Problem Part No.	See "Note"
Event 2, Problem Part No.	See "Note"
Part Description	Fuel Tank Retention System
Customer Concern Code	9205
Condition Code	3204

NOTE

"Quantity" and "Problem Part" may vary depending upon what you have in stock. If you happen to have all parts in stock, list separate events on the claim as demonstrated above.

Upon receipt of properly completed claim for parts in dealer stock, you will receive the appropriate credit for parts. **Destroy and discard all affected parts from your stock.** Buell Distribution Corporation will advise at a later date how to order updated fuel tank retention systems to replenish your stock. **Do not order the recall kits to restock your inventory!**

