




# Evolutions Rail™ Contemporary



Brick



Classic Black

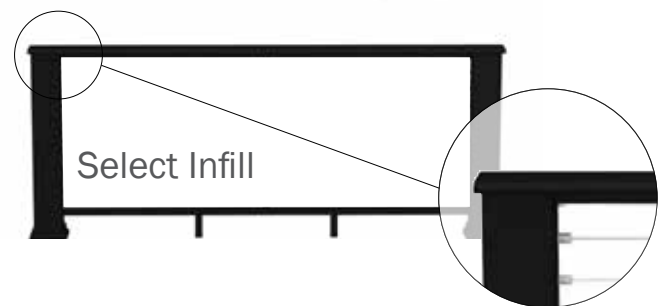


Traditional Walnut

## High-Style. Modern Aesthetics. Continuous Top Rail.

High-style, modern aesthetics meets low-maintenance sensibility. Evolutions Rail is a composite railing system that features a sleek, continuous top rail – uninterrupted by posts – and ingeniously designed to accommodate your choice of four dramatic infill options.

- Made from the same scratch resistant polymer cap and composite core as TimberTech® decking
- Four dramatic infill options: composite, aluminum, cable, and glass
- Available in 6' or 8' sections in 36" or 42" rail heights
- Safe, sturdy, and solid construction
- Post sleeves in 42" and 8' lengths and post skirts sold separately
- Customize your top rails, bottom rails, infill and post sleeves with easy mix and match options
- Available in three beautiful color options
- 25-year limited warranty for residential applications



### Infill Options

Composite



Aluminum



CableRail by Feeney®



Glass



*Depending on environmental conditions, TimberTech Rail may appear to change colors over time as part of the natural weathering process. All TimberTech Rail products, natural and manmade will experience weather.*

decking | **railing** | lighting | fastening

[timbertech.com](http://timbertech.com)

SS-EVOLUTIONS RAIL CONTEMPORARY