

DesignRail® Kits

Modular Aluminum Railing System



feeney® 

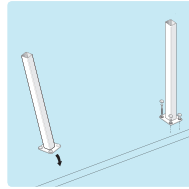


Feeney[®] makes it easy

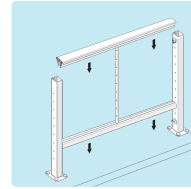
Create beautiful railings inside and out with DesignRail[®] Kits.
Installation is fast and easy with our modular kits and CableRail stainless steel infill.



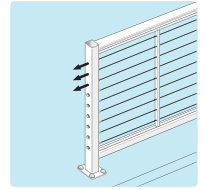
Creating your railing is easy!



Install Posts



Assemble &
Attach Rail Kits



Install CableRail

Kits Overview

PAGE

4

Learn how the kits fit together to create a complete railing project.

Post Kits

PAGE

6

Pre-trimmed and pre-drilled for fast mounting.

Rail Kits

PAGE

7

Designed to run between the posts, for both stair and level railings.

Tools & Accessories

PAGE

8

All the tools and items you need for installing and finishing.

Design your own railing

All our rail and post kits feature 6000 series aluminum and AAMA-2604 powder coated finishes for long lasting beauty and durability, and are available for 36-in and 42-in high railings. Your railing system will require specific quantities and types of kits and parts depending on the configuration of your project.

Rail Kits

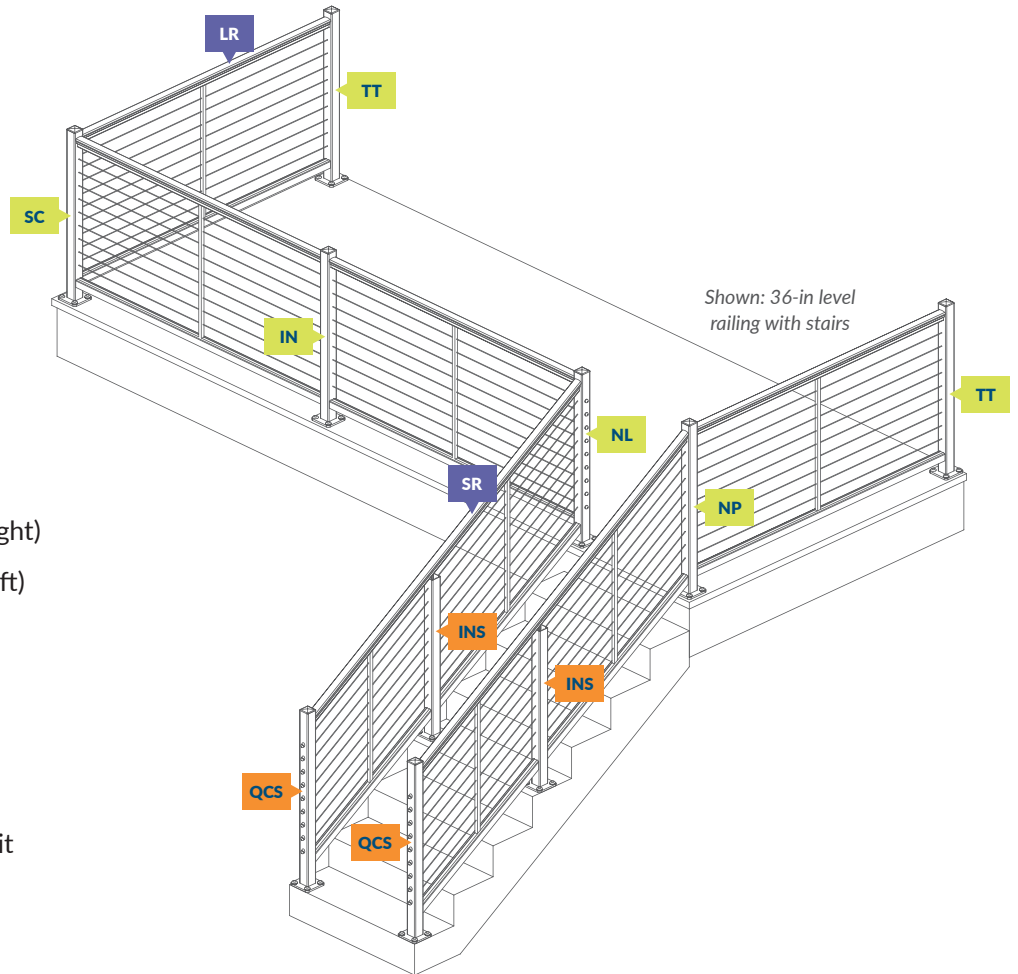
- LR** Level Rail Kit
- SR** Stair Rail Kit

Level Post Kits

- IN** Intermediate Post Kit
- TT** Threaded Terminal Post Kit
- QC** Quick-Connect® Post Kit
- SC** Single Corner Post Kit
- NR** Newel Termination Post Kit (Right)
- NL** Newel Termination Post Kit (Left)
- NP** Newel Passthrough Post Kit

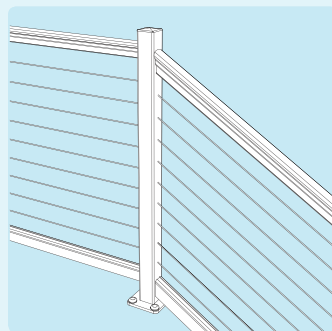
Stair Post Kits

- INS** Intermediate Stair Post Kit
- TTS** Threaded Terminal Stair Post Kit
- QCS** Quick-Connect® Stair Post Kit

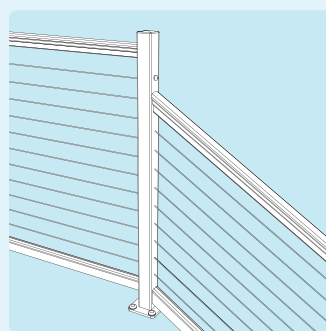


Transitioning to Stairs

with a Newel Passthrough post

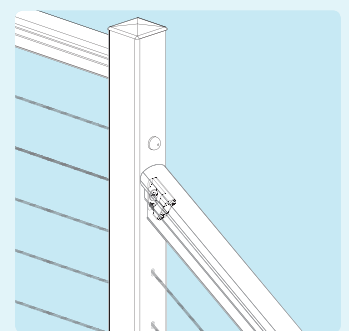


36-IN RAILINGS

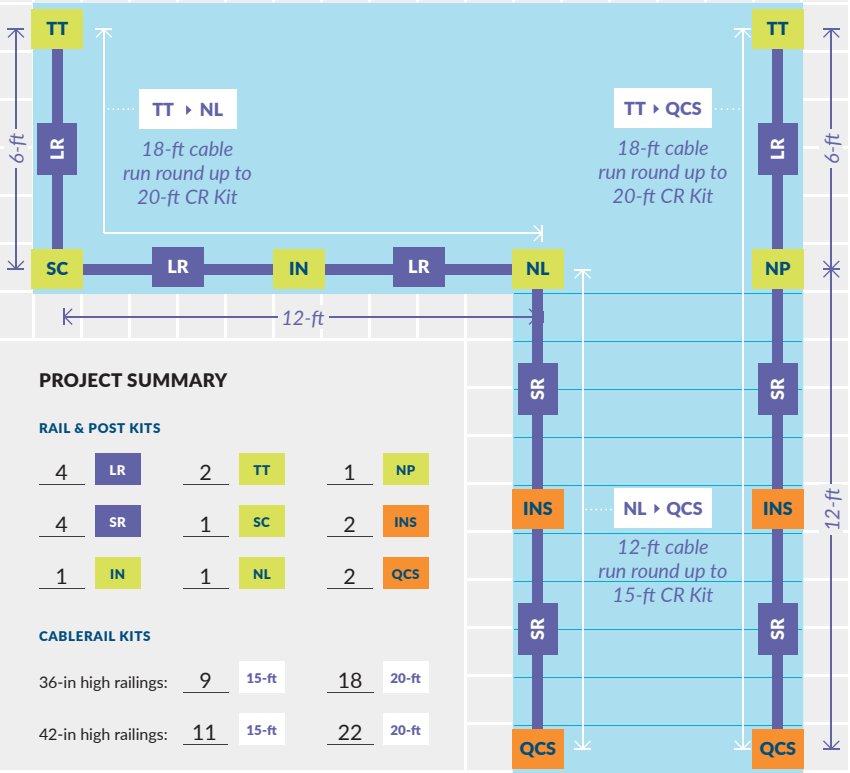


42-IN RAILINGS

Terminate the top two cable runs because of the change in height.



Sample Project



INSTALLATION TIPS

- Position posts 3 to 3¼-in away from a wall for easier installation of cables
- Max. 6-ft between major posts (Quick-Connect®, Threaded Terminal, Intermediate, and Newel posts)
- Use an intermediate picket (included in the Rail Kit) at least every 3-ft to reduce cable deflection
- Use end caps (sold separately) for a finished look
- Use beveled washers (sold separately) on the cable end fittings to create a flat bearing surface on stairs
- Use Rail Cut Kits (sold separately) if you are dividing the Rail Kits to create multiple shorter length rails
- Use isolation bushings (sold separately) in each post when installing in a harsh environment, such as near salt water

Design Your Project

STEP 1: SKETCH YOUR LAYOUT

STEP 2: SELECT YOUR HEIGHT — 42-IN — 36-IN

STEP 3: SELECT YOUR RAIL & POST KITS

<input type="checkbox"/>	LR	<input type="checkbox"/>	NR
<input type="checkbox"/>	SR	<input type="checkbox"/>	NL
<input type="checkbox"/>	IN	<input type="checkbox"/>	NP
<input type="checkbox"/>	TT	<input type="checkbox"/>	INS
<input type="checkbox"/>	QC	<input type="checkbox"/>	TTS
<input type="checkbox"/>	SC	<input type="checkbox"/>	QCS

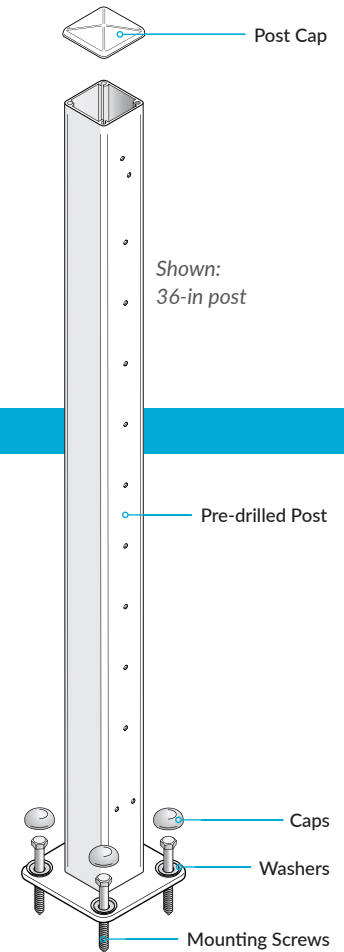
STEP 4: SELECT YOUR CABLERAIL KITS

Use 9 CableRail Kits per run for 36-in systems and 11 for 42-in. systems.

<input type="checkbox"/>	5-ft	<input type="checkbox"/>	25-ft
<input type="checkbox"/>	10-ft	<input type="checkbox"/>	30-ft
<input type="checkbox"/>	15-ft	<input type="checkbox"/>	40-ft
<input type="checkbox"/>	20-ft	<input type="checkbox"/>	50-ft

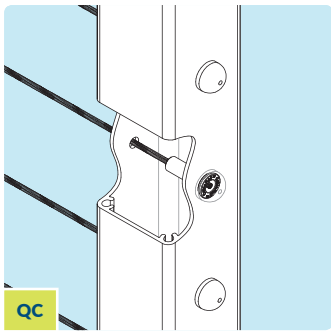
Post Kits

Each Post Kit includes a post with a pre-attached base plate, a post cap, and mounting screws with caps. All posts come pre-drilled for the cable fittings or for cables to pass through, and can accommodate isolation bushings when required. Stair posts are pre-drilled at an angle to accommodate a stair slope of between 29 and 34 degrees. Level Post Kits are available for railings in two heights: 36-in with 9 cable holes, or 42-in with 11 cable holes. Stair Post Kits are available for 36-in stair railings. Isolation bushings are recommend for installations in harsher climates, such as areas near salt water.



DESIGN NOTE:
Use Feeney Base Plate Covers (sold separately) for a more finished look. See back cover for more information.

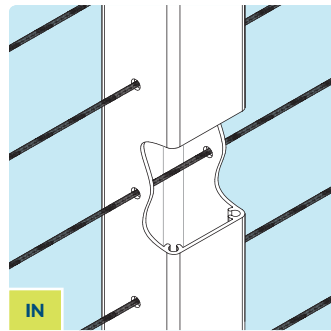
LEVEL POSTS



QUICK-CONNECT® END POST KIT

Pre-drilled for CableRail Quick-Connect® end fittings.

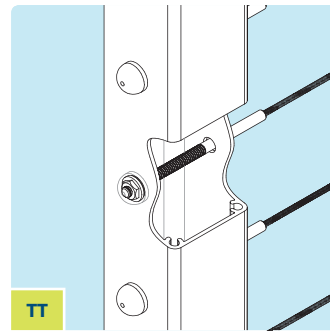
AVAILABLE
36-in Black (#7613 BLK-PKG)
42-in Black (#7618 BLK-PKG)



INTERMEDIATE POST KIT

Pre-drilled for cable to pass through.

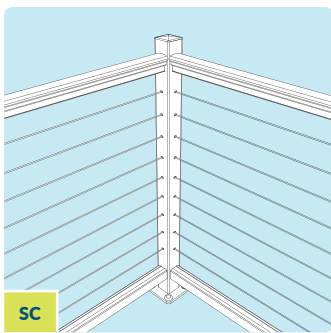
AVAILABLE
36-in Black (#7611 BLK-PKG)
42-in Black (#7616 BLK-PKG)



THREADED TERMINAL END POST KIT

Pre-drilled for CableRail Threaded Terminal end fittings.


AVAILABLE
36-in Black (#7612 BLK-PKG)
42-in Black (#7617 BLK-PKG)



SINGLE CORNER POST KIT

Specially designed for use at corners. Pre-drilled for CableRail to run continuously through the post.


AVAILABLE
36-in Black (#7624 BLK-PKG)
42-in Black (#7720 BLK-PKG)



NEWEL TERMINATION POST KIT RIGHT

Designed for level to stair railing transitions that have a right 90 degree turn from the stairs. Use Quick-Connect® fitting in level holes and Threaded Terminal fitting in angled holes.


AVAILABLE
36-in Black (#7598 BLK-PKG)
42-in Black (#7721 BLK-PKG)



NEWEL TERMINATION POST KIT LEFT

Designed for level to stair railing transitions that have a left 90 degree turn from the stairs. Use Quick-Connect® fitting in level holes and Threaded Terminal fitting in angled holes.

AVAILABLE
36-in Black (#7599 BLK-PKG)
42-in Black (#7722 BLK-PKG)



NEWEL PASSTHROUGH POST KIT

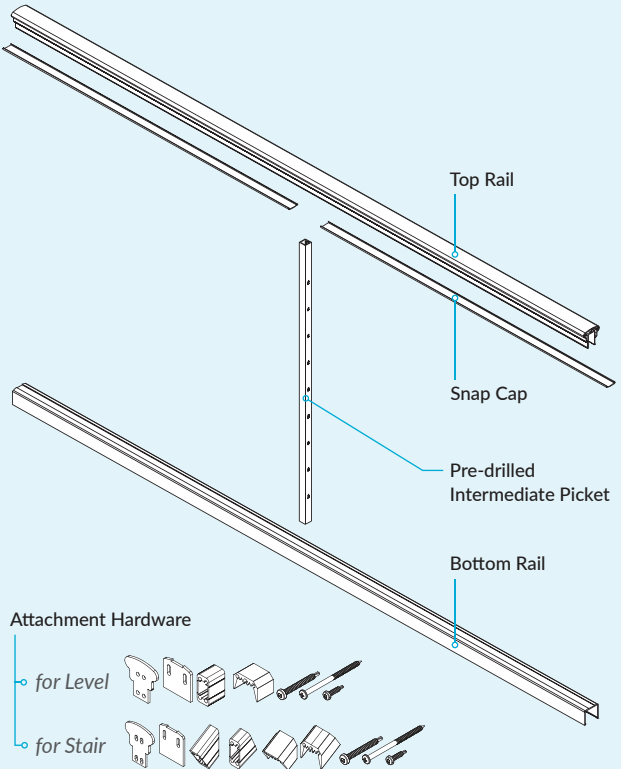
Designed for level to stair railing transitions where cables continue through.

AVAILABLE
36-in Black (#7600 BLK-PKG)
42-in Black (#7723 BLK-PKG)

Rail Kits

Rail Kits contain the rails that run between the posts. Each kit includes a 6-ft top and bottom rail, a pre-drilled intermediate picket, and all necessary attachment hardware. Top and bottom rails can be trimmed to exact length and stair slope in the field. Use Rail Cut Kits if cutting a single Rail Kit for use in multiple smaller sections. Rail Kits can be used with DesignRail® Post Kits or between your own wood posts.

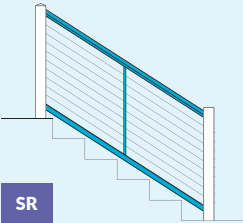
Shown: 36-in Rail Kit



LR

LEVEL RAIL KIT

AVAILABLE
36-in Black (#7724 BLK-PKG)
42-in Black (#7609 BLK-PKG)

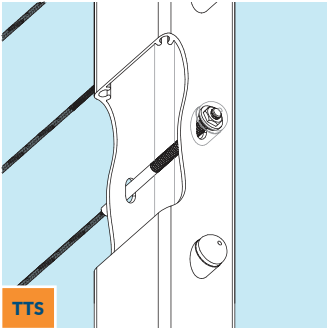


SR

STAIR RAIL KIT

AVAILABLE
36-in Black (#7610 BLK-PKG)

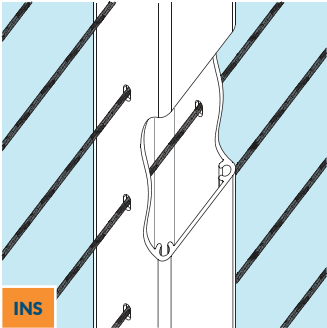
STAIR POSTS



THREADED TERMINAL STAIR END POST KIT

Pre-drilled for CableRail Threaded Terminal end fittings.

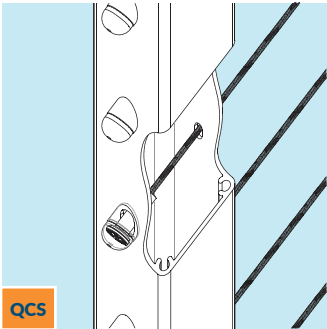
AVAILABLE
36-in Black (#7614 BLK-PKG)



INTERMEDIATE STAIR POST KIT

Pre-drilled for cable to pass through. Includes a post adapter for connecting two Stair Rail Kits.

AVAILABLE
36-in Black (#7619 BLK-PKG)



QUICK-CONNECT® STAIR END POST KIT

Pre-drilled for CableRail Quick-Connect® end fittings.

AVAILABLE
36-in Black (#7615 BLK-PKG)



Full product details and installation instructions can be found on our website feeneyinc.com/designrail

Tools & Accessories

Find the tools and accessories you need to complete your aluminum railing.



BASE PLATE COVERS

These easy to install 2 piece covers conceal the lag screw heads and post base plates to give the railing a beautiful finishing touch. Great for retrofitting existing DesignRail® installations too. (#7737 BLK-PKG)



ISOLATION PAD

High density neoprene pads that protect posts and base plates from chemical corrosion that may be caused by contact with concrete or pressure treated wood surfaces. (#7025-PKG)



CURVED LACING NEEDLE

For quickly lacing cable ends through Single Corner posts. (#3221-CURVE-PKG)



TOUCH-UP PAINT

Color matched to help cover small abrasions. (#7250-BB-PKG)




level

RAIL CUT KITS

Use Rail Cut kits when cutting a single rail kit into multiple parts for smaller railing sections, reducing costs and wasted material.

Level Black (#7622 BLK-PKG)
Stair Black (#7623 BLK-PKG)



dome

crown

chamfer

END CAPS

Decorative option for covering, protecting, and finishing the Quick-Connect® Inset Fittings and Snug-Grip® Washer Nuts.

Dome style, 4 pack (#3372-PKG)
Crown style, 4 pack (#3373-PKG)
Chamfer style, 4 pack (#3374-PKG)



CABLERRAIL KITS

Easy to maintain and easy to install with your aluminum Rail Kit. Available in various lengths to accommodate any job.

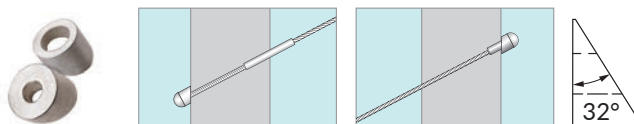
- | | |
|-------------------|-------------------|
| 5-ft (#6205-PKG) | 25-ft (#6225-PKG) |
| 10-ft (#6210-PKG) | 30-ft (#6230-PKG) |
| 15-ft (#6215-PKG) | 40-ft (#6240-PKG) |
| 20-ft (#6220-PKG) | 50-ft (#6250-PKG) |



ISOLATION BUSHINGS

Use isolation bushings in pre-drilled CableRail holes when installing a railing in areas with harsher environments.

- | | |
|---|---|
| For Intermediate Posts (#1100-INT-PKG) | For Threaded Terminal Posts (#1100-TTS-PKG) |
| For Threaded Terminal Posts (#1100-TT-PKG) | For Quick-Connect® Stair Posts (#1100-QCS-PKG) |
| For Quick-Connect® Posts (#1100-QC-PKG) | For Intermediate Pickets (stair) (#1100-PKS-PKG) |
| For Intermediate Pickets (level) (#1100-PK-PKG) | For Single Corner, Intermediate Stair, and Newel Passthrough Posts (#1100-SCIS-PKG) |
| For Newel Termination Posts (left and right) (#1100-TTS-PKG & #1100-QC-PKG) | |



BEVELED WASHERS (stainless steel)

For providing a flat bearing surface when attaching cable fittings at angled stair terminations. A 32 degree angle fits most stair angles (26 and 37 degree angles available as special order).

- 4 pack (#3792-PKG) fits Quick-Connect® Inset Fitting
4 pack (#3799-PKG) fits Threaded Terminals

AVAILABLE AT:



www.feeneyinc.com

1-800-888-2418

©2018 Feeney, Inc. (1/18) AF#2017-1393A