

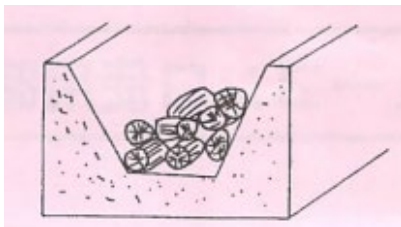
## CAUTIONS When Using BBQ Stove

1. Please do not use in a place with bad ventilation.  
Please be sure to ventilate when using indoors.
2. The bottom of the stove is hot. To prevent fire, please do not place it directly on a material that is weak to heat such as carpets.  
Also, please do not put it directly on a flooring or table, please be sure to lay a fireproof board etc.  
There is a danger of fire, scorching and deterioration due to heat.
3. Please do not move the main body in use. There is danger of burns and it is dangerous.
4. Please do not leave the side of the main body while using.
5. Please be sure to check that the fire is out at bedtime after use. There is a danger of fire.
6. The metal part of the stove becomes hot. Please handle it carefully so as not to burn yourself.
7. Please be careful not to hurt yourself such as cuts by the stove metal part.
8. The main body is pottery. If you give strong shocks such as dropping or hitting, it may break. Please pay attention.
9. If the stove body contains moisture, fire will not occur easily.  
Never use water to extinguish the fire. Please keep away from wet and moisture when storing.
10. Soot and smoke may scatter when using in the veranda or the garden. Please note the wind direction.
11. Please use this product on a stable and level place.

## How to use

### Preparation

1. Please place charcoal as much as it can hide the bottom as shown in the figure. Above that amount, the fire power will be too strong.




### Ignition

1. Fire the ignition agent (jelly fuel / solid fuel is convenient) and collect charcoal on top.
2. Please spread charcoal after confirming that the charcoal has completely fire.

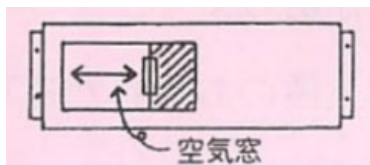


Ignition agent



### Using

1. Please adjust the heating power by opening and closing the air window.



2. Please keep the amount of "Preparation 1" when adding charcoal.

### End

1. Please throw the used charcoal after the fire completely disappears, or throw charcoal in the water etc. The main body may break due to rapid temperature change. NEVER POUR WATER ON THE STOVE.
2. Please wipe off the dirt with wet dishtowels etc.
3. Please do STORAGE after the stove is COMPLETELY COOLED.
4. Please wash the netting with detergent and scourer.

### Other

1. NEVER POUR WATER ON THE STOVE. If a small amount of water drops in it, please wait until drying and store it. If the stove contains a lot of water, it will not provide performance unless it is completely dried. In this case, please put charcoal

with fire for dry.

2. As the bottom of the stove is in direct contact with the charcoal, it may have considerable heat.

PLEASE DO NOT LET COMBUSTIBLE MATERIAL (SHEET, MAT ETC.) TOUCH DIRECTLY TO THE BOTTOM.

3. Please be aware of ventilation for indoor use.

