


QFN-48 BREAKOUT BOARD

(7 x 7 mm, 0.5 mm)

SKU: ICB00450




Description

This is a breakout board that was designed to be a DIP adapter for the QFN-48 type SMD packages. Some of the QFN types that can be used with this board include: QFN, QFN-TEP, DQFN, TQFN, VQFN, HUQFN, HVQFN, HWQFN, HXQFN, XQFN.

Technical Details

Footprint Dimensions	
Body (mm):	7 x 7
Pitch (mm):	0.5
Thermal Pad (mm):	5.30 x 5.30
Breakout Board Dimensions	
Board Dimensions (mil):	660 x 2480
Board Thickness (mil):	62
Through-Hole Spacing (mil):	500 mil (X-axis)
	100 mil (Y-axis)
Breakout Board Specifications	
Board Layers:	2
Finish:	Immersion Gold
Copper:	1 oz
Traces (mil)	10
Trace Lengths (mil):	<1200
Pin/Through-Hole Count:	48



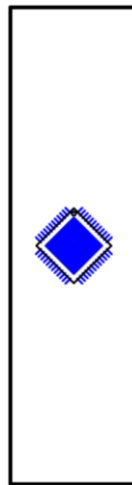
What's Included?

Parts Installed on Board:	None
Parts Included (but not installed):	48 PIN Break Away Header (Straight)

Additional Features

- Easily identifiable PIN 1 indicator and PIN numbers
- White silk "Label Pads" allow you to label the pins for quick reference
- Extended through-hole pads make for an easy connection point for surface mount parts
- Breadboard friendly pin spacing
- All boards have been E-tested for failures and are RoHS compliant

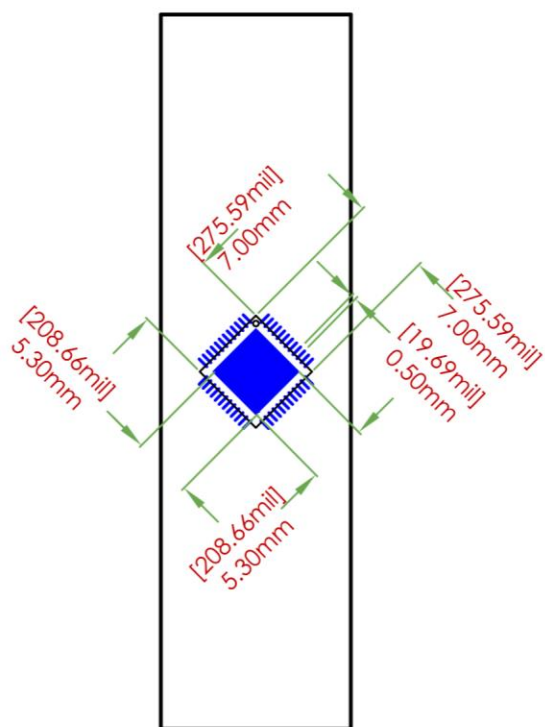
Scale Image



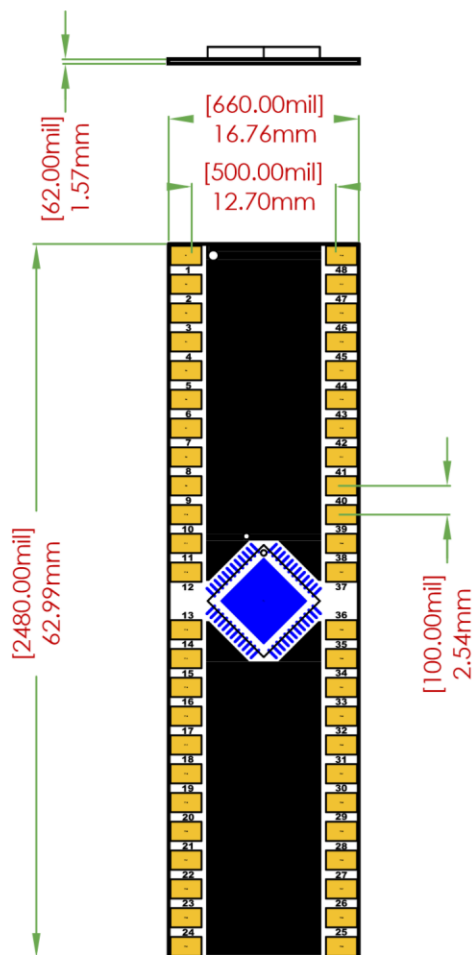
1:1 SCALE

(Print this page to use the scale image to test the fit of the electronic part.)

Dimensions



**FOOTPRINT
DIMENSIONS**



**BREAKOUT BOARD
DIMENSIONS**