


PLCC-68 BREAKOUT BOARD

(24.23 x 24.23, 1.27 mm)

SKU: ICB00210




Description

This is a breakout board that was designed to be a DIP adapter for the PLCC-68 type SMD packages. Some of the SMD types that can be used with this board include: LCC, LCCC, PLCC, DLCC, JLCC, CLCC, BCC, LLCC, MLCC.

Technical Details

Footprint Dimensions	
Body (mm):	24.23 x 24.23
Pitch (mm):	1.27
Thermal Pad (mm):	n/a
Breakout Board Dimensions	
Board Dimensions (mil):	520/1080 x 4480
Board Thickness (mil):	62
Through-Hole Spacing (mil):	300 mil (X-axis)
	100 mil (Y-axis)
Breakout Board Specifications	
Board Layers:	4
Finish:	Immersion Gold
Copper:	1 oz
Traces (mil)	10
Trace Lengths (mil):	<1800
Pin/Through-Hole Count:	68



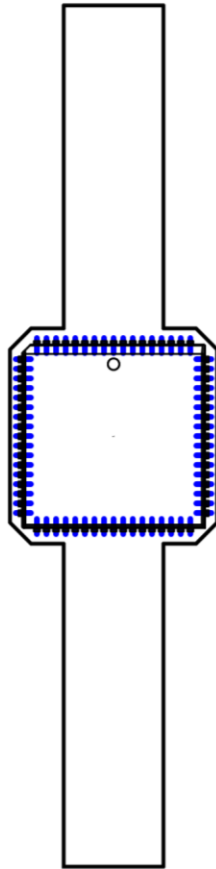
What's Included?

Parts Installed on Board:	None
Parts Included (but not installed):	PLCC Connector Socket (68 PIN) 68 PIN Break Away Header (Straight)

Additional Features

- Easily identifiable PIN 1 indicator and PIN numbers
- White silk "Label Pads" allow you to label the pins for quick reference
- Extended through-hole pads make for an easy connection point for surface mount parts
- Breadboard friendly pin spacing
- All boards have been E-tested for failures and are RoHS compliant

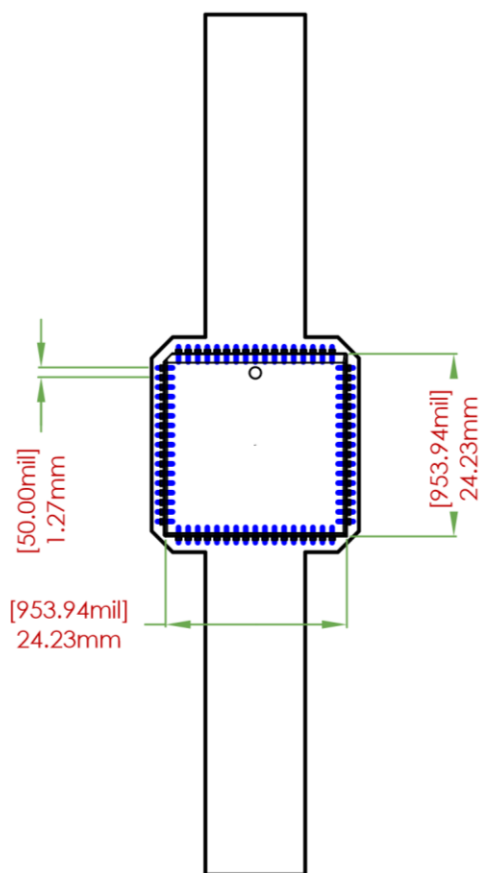
Scale Image



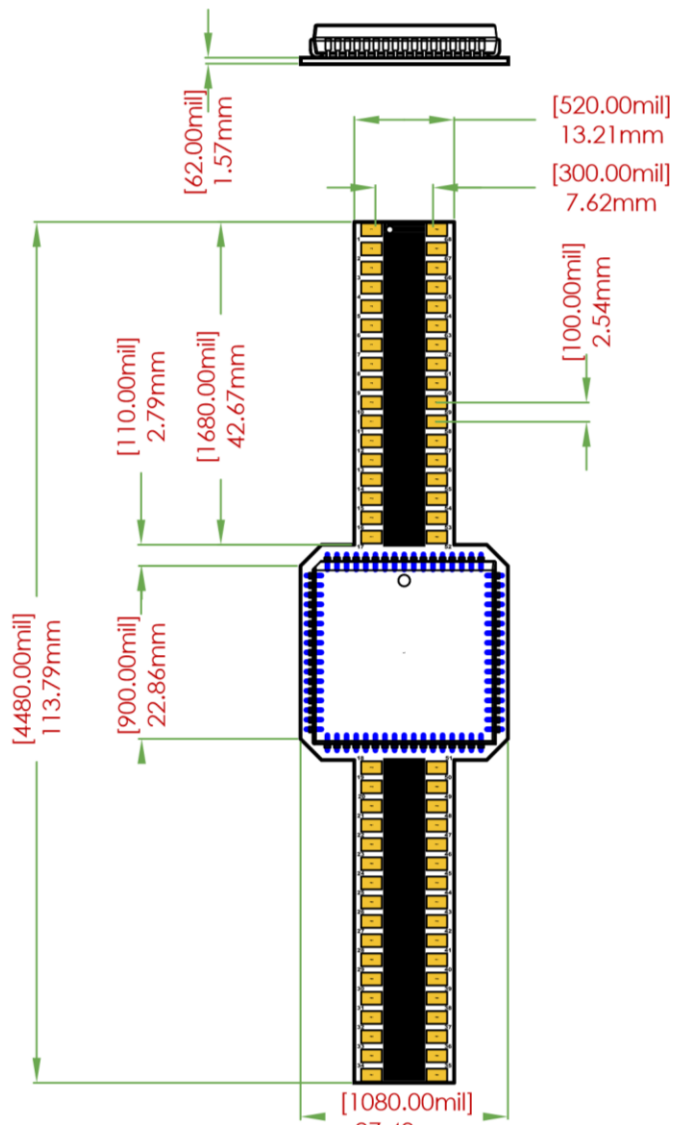
1:1 SCALE

(Print this page to use the scale image to test the fit of the electronic part.)

Dimensions



**FOOTPRINT
DIMENSIONS**



**BREAKOUT BOARD
DIMENSIONS**