


LCC-28 BREAKOUT BOARD

(9.5 x 9.5 mm, 1.27 mm)

SKU: ICB00110




Description

This is a breakout board that was designed to be a DIP adapter for the LCC-28 type SMD packages. Some of the LCC types that can be used with this board include: LCC, LCCC, PLCC, DLCC, JLCC, CLCC, BCC, LLCC, MLCC.

Technical Details

Footprint Dimensions	
Body (mm):	9.5 x 9.5
Pitch (mm):	1.27
Thermal Pad (mm):	n/a
Breakout Board Dimensions	
Board Dimensions (mil):	640 x 1190
Board Thickness (mil):	62
Through-Hole Spacing (mil):	500 mil (X-axis)
	100 mil (Y-axis)
Breakout Board Specifications	
Board Layers:	2
Finish:	Immersion Gold
Copper:	1 oz
Traces (mil)	10
Trace Lengths (mil):	<800
Pin/Through-Hole Count:	28



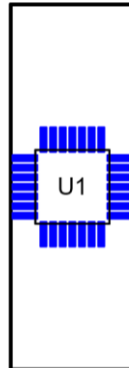
What's Included?

Parts Installed on Board:	None
Parts Included (but not installed):	28 PIN Break Away Header (Straight)

Additional Features

- Easily identifiable PIN 1 indicator and PIN numbers
- White silk "Label Pads" allow you to label the pins for quick reference
- Extended through-hole pads make for an easy connection point for surface mount parts
- Breadboard friendly pin spacing
- All boards have been E-tested for failures and are RoHS compliant

Scale Image



1:1 SCALE

(Print this page to use the scale image to test the fit of the electronic part.)

Dimensions

