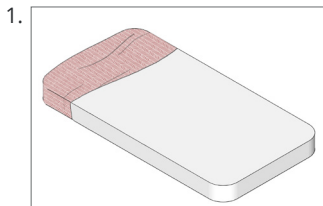
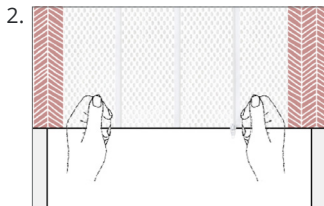


# How to Fit Your Silk Crib Sleeve

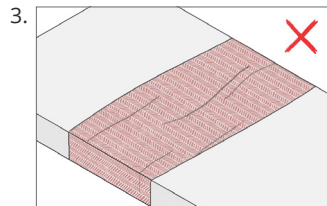
Follow these easy steps to get the perfect fit for your baby's mattress:



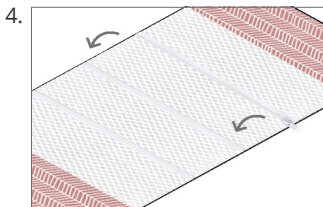
Begin with zipper undone and slip sleeve onto crib mattress, with silk side facing up.



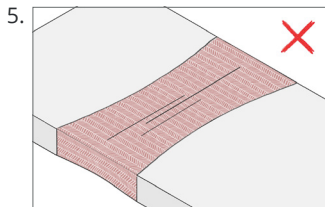
Be sure to pull on the polyester section only and not to tug on the silk.



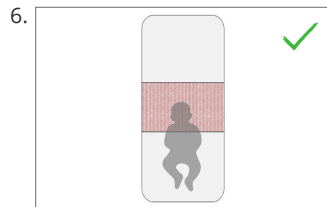
If too big, remove the sleeve, modify it by doing up the first zipper, then slip it on again.



Continue trying each zipper to modify the sleeve until it's the right size for your mattress.



Sleeve is to be snug, but not so tight that the mattress buckles or there is excessive tension.



Position roughly halfway down the mattress so that baby's feet are at the end of the crib.