

## HAVE AN ISSUE WITH YOUR UNDER BED STORAGE BAGS?

Enjoy hassle-free replacements: if your under bed storage bags are defective or damaged, we will ship you a new set ABSOLUTELY FREE.

For fast and knowledgeable service, get in touch with one of our customer service experts right now!

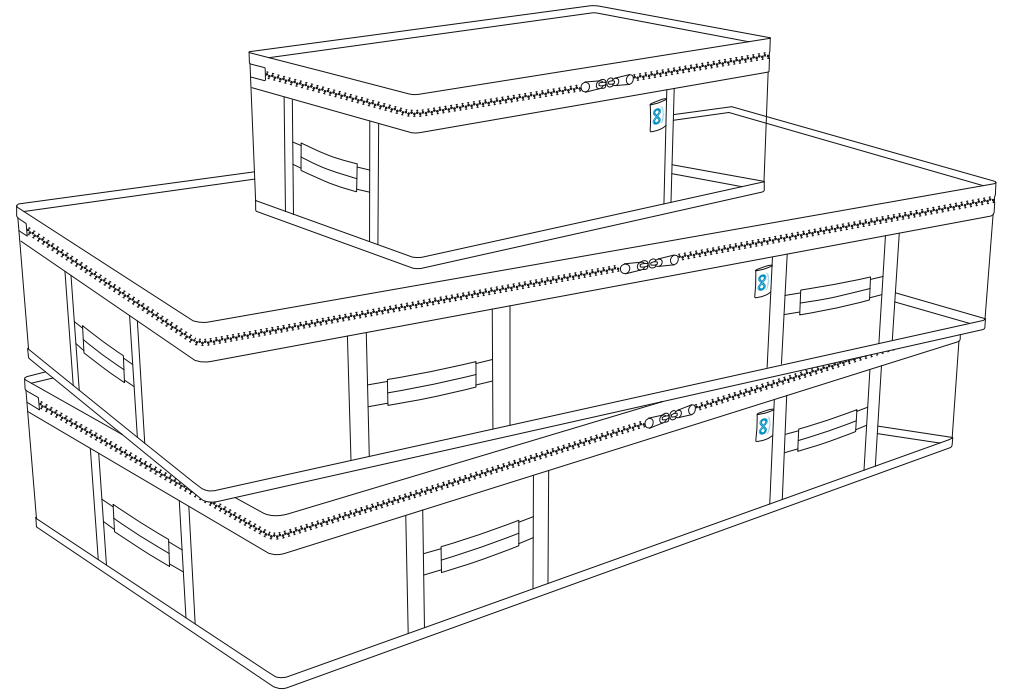
WRITE A MESSAGE TO SUPPORT



Email: [support@upperechelonproducts.com](mailto:support@upperechelonproducts.com)

To check out more of the products we offer visit:

[everlastingcomfort.net](http://everlastingcomfort.net)



## Under Bed Storage Bags User Manual

READ AND SAVE THESE INSTRUCTIONS

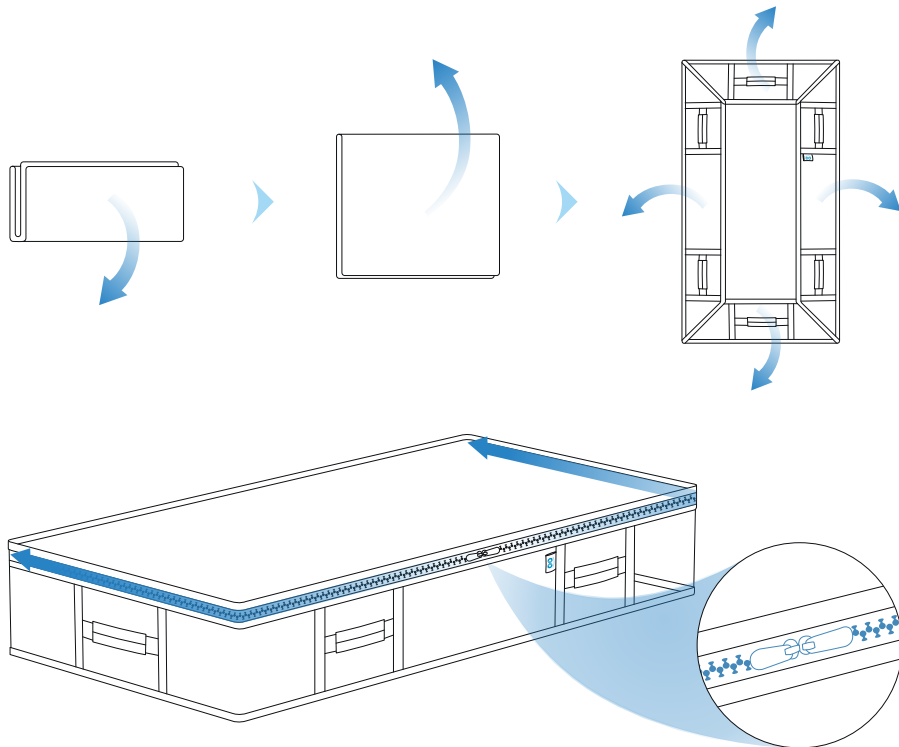
**Inspect Unit Before Use.**

Contact [support@upperechelonproducts.com](mailto:support@upperechelonproducts.com) immediately for any damaged or defective units.

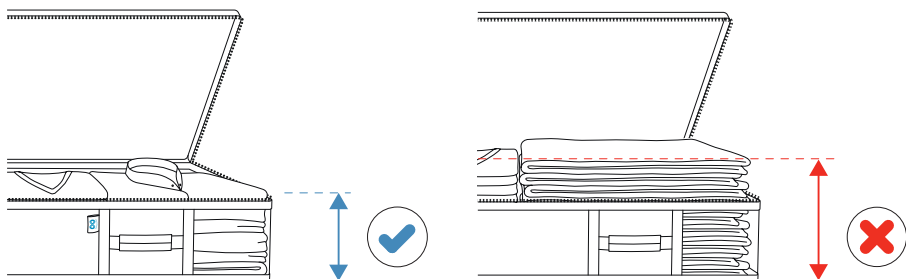


## HOW TO USE:

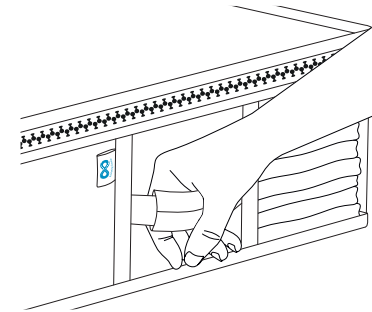
- 1 Unfold the storage bag and unzip the zipper.



- 2 Fill the bag with contents until the bag begins to take shape.  
**DO NOT** overfill the bag.



- 3 Use the side handles to lift and carry the bag. The bag stores easily under a bed or any area where you can tuck it away.



## HOW TO CLEAN:

Spot clean using cold water and a mild detergent or hand soap.  
Wipe with a clean cloth or air dry only.

**DO NOT** put the storage bag in the washer or dryer.  
**DO NOT** bleach.  
**DO NOT** iron.

