

KNEE PILLOW



Have an issue with your knee pillow?

Enjoy hassle free returns: if your knee pillow is defective or damaged, we will ship you out a new set ABSOLUTELY FREE.

You don't even need to send your old unit back.

For fast and knowledgeable service, get in touch with one of our customer service experts right now!

Email: support@upperechelonproducts.com



SCAN TO EMAIL

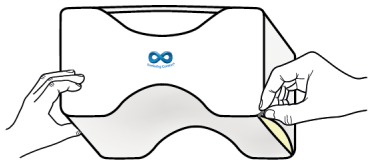
Your opinion matters!

As a small business, honest reviews and feedback about our products help us compete against the big box retailers. Feel free to share your experience with us!

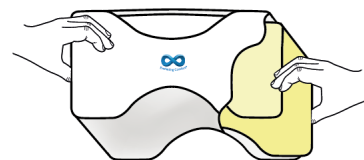
Log into your Amazon account > Your Orders > Write a product review

PLEASE NOTE: Memory foam is heat responsive and will soften with body heat. It may feel firm initially but will soften once it absorbs heat from your body.

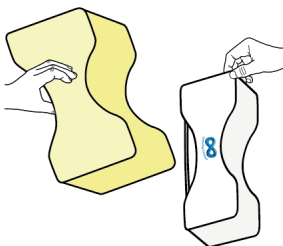
How to Clean:



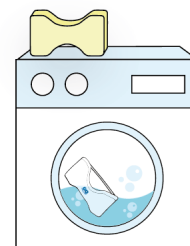
- 1 Unzip the zipper on the back of the knee pillow.



- 2 Put your hand inside the cover and pull out one of the lobes.



- 3 Slowly peel back the cover. If you feel resistance, just fold the memory foam so the cover comes off easier.



- 4 Machine wash cold water. Dryer Safe. DO NOT PUT MEMORY FOAM IN WASHER OR DRYER.

IMPORTANT: If the memory foam has a slight odor, remove the cover and put the memory foam in the dryer on low heat or air fluff and add 1 scented softener sheet for 30-40 minutes.

✉ support@upperechelonproducts.com