


HALF MOON BOLSTER PILLOW



HAVE AN ISSUE WITH YOUR HALF MOON BOLSTER PILLOW?

Enjoy hassle-free replacements: if your half moon bolster pillow is defective or damaged, we will ship you a new one ABSOLUTELY FREE.

For fast and knowledgeable service, get in touch with one of our customer service experts right now!

Email: support@upperechelonproducts.com

WRITE A MESSAGE
TO SUPPORT



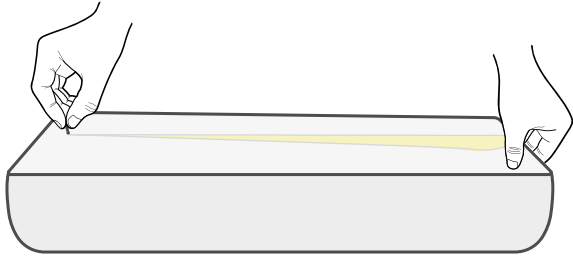
To check out more of the products we offer visit:

[everlastingcomfort.net](https://www.everlastingcomfort.net)

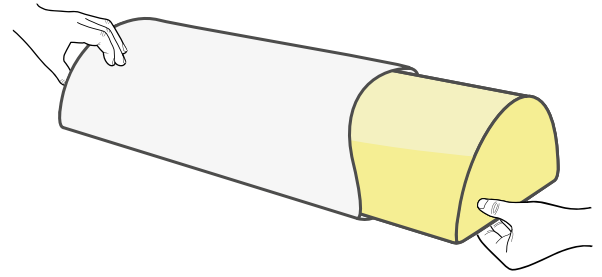


PLEASE NOTE: Memory foam is heat responsive and will soften with body heat. It may feel firm initially but will soften once it absorbs heat from your body.

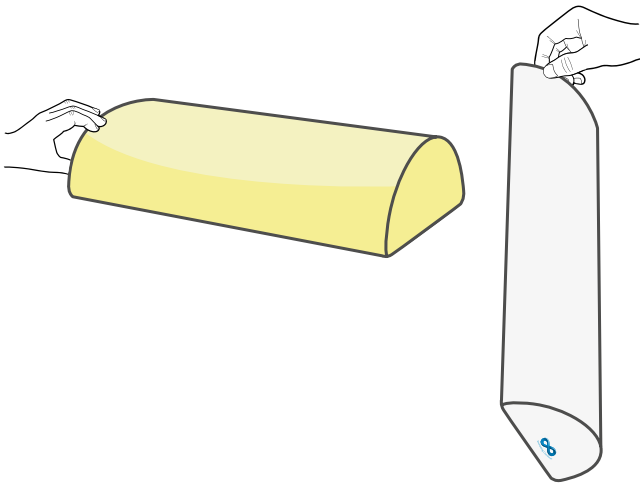
How to clean



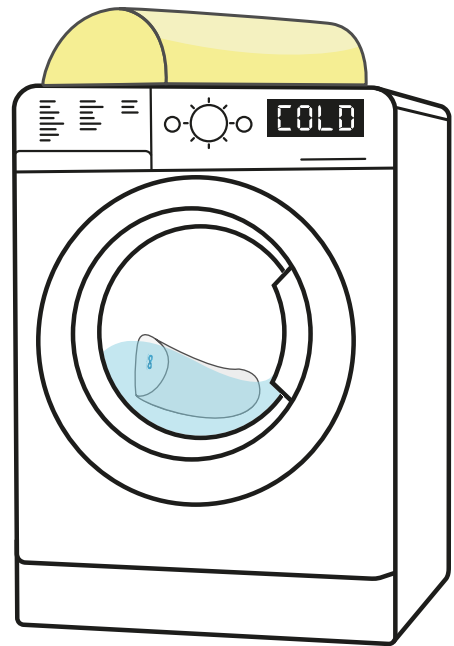
- 1 Unzip the zipper on the back of the half moon pillow.



- 2 Put your hand inside the cover and pull out one of the lobes.



- 3 Slowly peel back the cover. If you feel resistance, just fold the memory foam so the cover comes off easier.



- 4 Machine wash cold water. Dryer safe on low heat or air fluff.

IMPORTANT: DO NOT PUT MEMORY FOAM IN WASHER. If the memory foam has a slight odor, remove the cover and put the memory foam in the dryer on low heat or air fluff and add 1 scented softener sheet for 30-40 minutes.