

FOOT REST PILLOW



HAVE AN ISSUE WITH YOUR FOOT REST PILLOW?

Enjoy hassle-free replacements: if your foot rest pillow is defective or damaged, we will ship you a new one ABSOLUTELY FREE.

For fast and knowledgeable service, get in touch with one of our customer service experts right now!

Email: support@upperechelonproducts.com

WRITE A MESSAGE
TO SUPPORT



To check out more of the products we offer visit:

everlastingcomfort.net

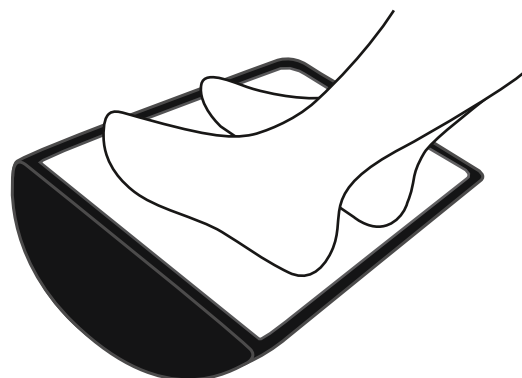


PLEASE NOTE: Memory foam is heat responsive and will soften with body heat. It may feel firm initially but will soften once it absorbs heat from your body.

How to use



- 1 While in a seated position place the foot rest pillow underneath your feet on the floor. The pillow should lay flat with the Everlasting Comfort logo on the left side of the pillow. The larger surface area platform should be facing you.

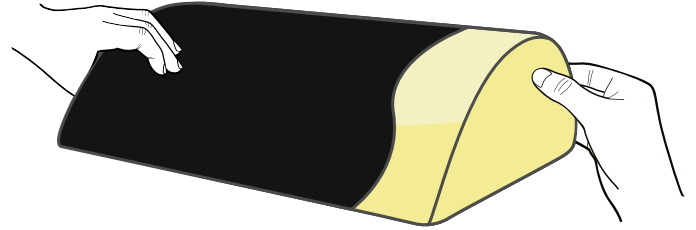


- 2 The pillow can be used as a rocker underneath your feet. Simply rotate the pillow upside down and place your feet anywhere along the pillow's white non-slip rubber bottom.


How to clean




- 1 Unzip the zipper on the back of the foot rest pillow.



- 2 Put your hand inside the cover and pull out one of the lobes.



- 3 Slowly peel back the cover. If you feel resistance, just fold the memory foam so the cover comes off easier.



- 4 Machine wash cold water. Dryer safe on low heat or air fluff.

IMPORTANT: DO NOT PUT MEMORY FOAM IN WASHER. If the memory foam has a slight odor, remove the cover and put the memory foam in the dryer on low heat or air fluff and add 1 scented softener sheet for 30-40 minutes.