

GEL INFUSED

BACK CUSHION



HAVE AN ISSUE WITH YOUR BACK CUSHION?

Enjoy hassle-free replacements: if your back cushion is defective or damaged, we will ship you a new one ABSOLUTELY FREE.

For fast and knowledgeable service, get in touch with one of our customer service experts right now!

Email: support@upperechelonproducts.com

WRITE A MESSAGE
TO SUPPORT



To check out more of the products we offer visit:

everlastingcomfort.net



PLEASE NOTE: Memory foam is heat responsive and will soften with body heat. It may feel firm initially but will soften once it absorbs heat from your body.

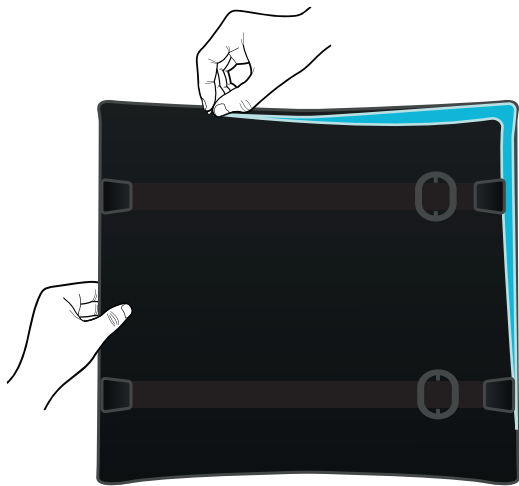
How to use



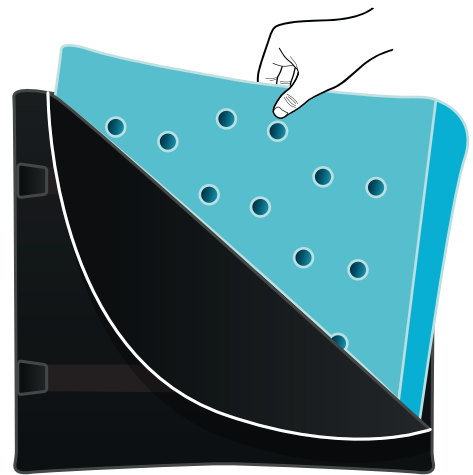
1 Position the cushion in the middle of the seat or chair like here. The top and bottom of the cushion are universal, meaning that the back cushion can be rotated 180 degrees.

2 The cushion can also be positioned anywhere along the spine for preferred comfort. We recommend placing it near the lower back area for proper posture, but if you prefer more support on the middle or upper back, just slide the cushion upwards on the back of the chair.

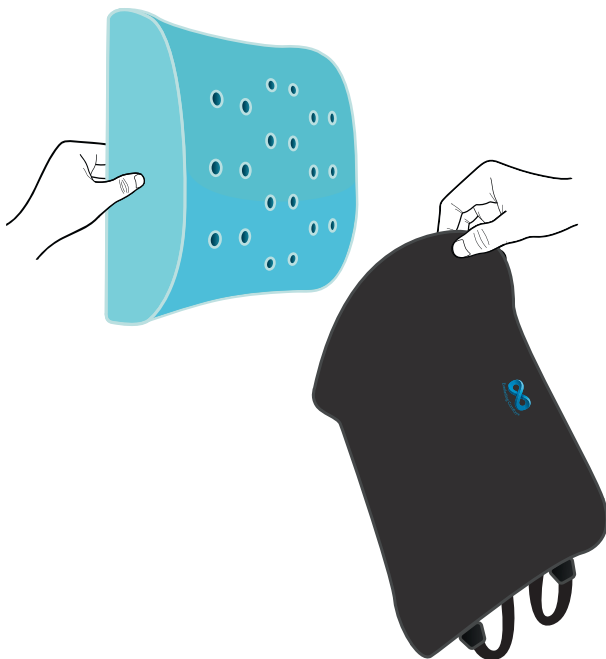
How to clean




1 Unzip the zipper on the back of the cushion.



2 Put your hand inside the cover and pull out one of the lobes.



3 Slowly peel back the cover. If you feel resistance, just fold the memory foam so the cover comes off easier.



4 Machine wash cold water. Dryer safe on low heat or air fluff.

IMPORTANT: DO NOT PUT MEMORY FOAM IN WASHER. If the memory foam has a slight odor, remove the cover and put the memory foam in the dryer on low heat or air fluff and add 1 scented softener sheet for 30-40 minutes.