

# Gaming Mouse Pad

READ AND SAVE THESE INSTRUCTIONS

**Inspect Unit Before Use.**

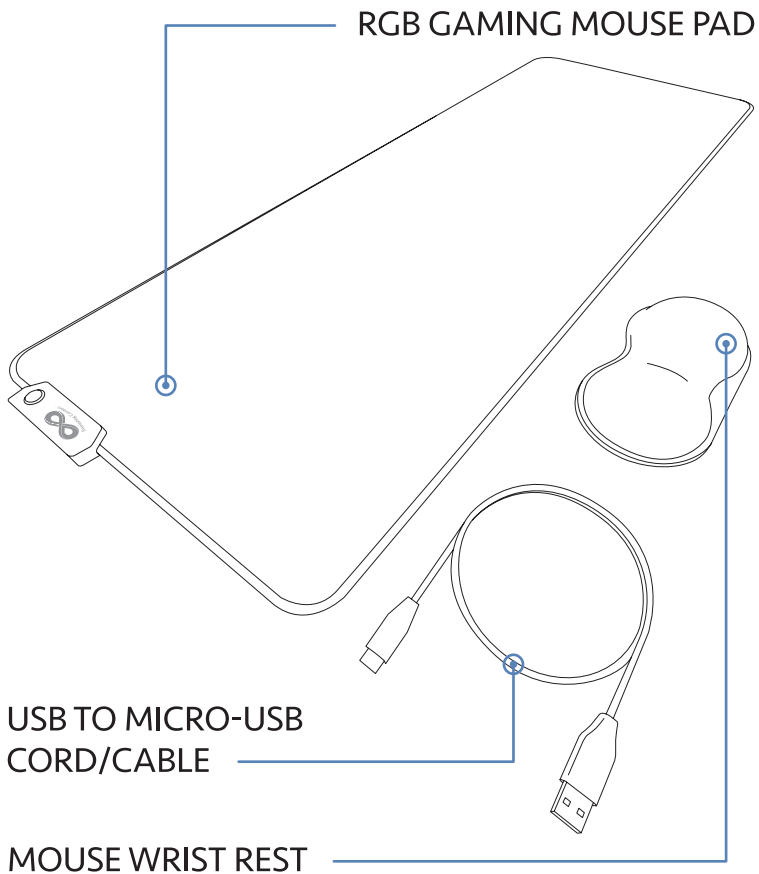
Contact [support@upperechelonproducts.com](mailto:support@upperechelonproducts.com) immediately for any damaged or defective units.



# TABLE OF CONTENTS

- 1 COMPONENTS
- 2 SAFETY
- 3 OPERATION
- 4 SPECIFICATIONS

## 1. COMPONENTS



## 2. SAFETY

Product contains electronic components.

DO NOT PUT IN WASHER, DRYER or SUBMERGE in WATER.

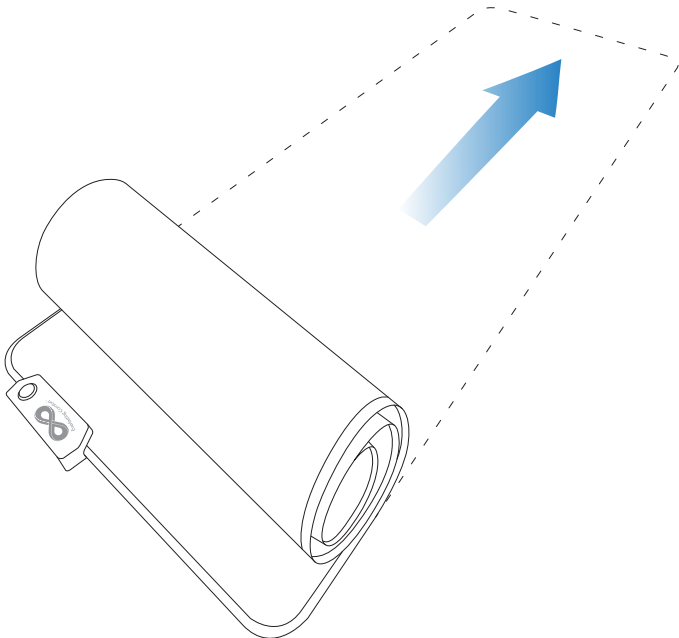
**\* DO NOT ATTEMPT TO MODIFY THE MOUSE PAD IN ANY WAY.**

**\* Keep the Gaming Mouse Pad safely away from small children, fire, liquid and electrical hazards.**

## 3. OPERATIONS

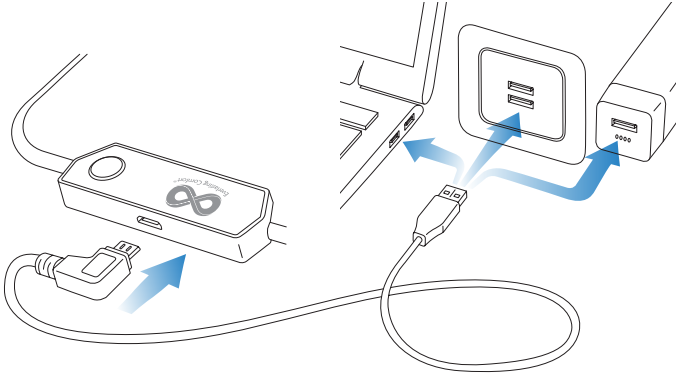
### STEP 1

Lay the gaming mouse pad flat on a desk or table.



## STEP 2

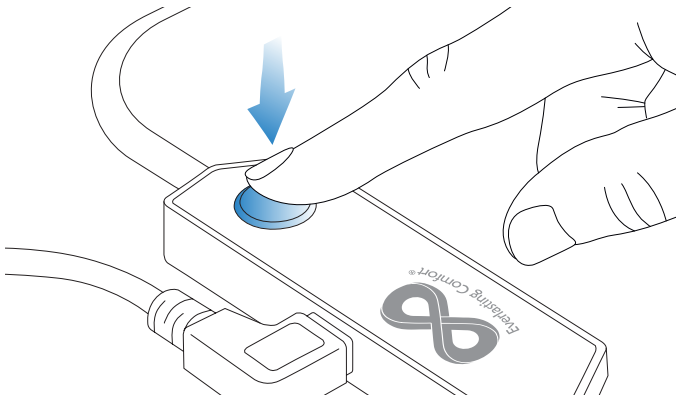
Connect the micro USB cable end into the Gaming Mouse Pad control module. Plug USB end of the cable into a computer or other USB compatible power source such as a wall outlet square shown in the illustration. Gaming Mouse Pad will light up as soon as it is plugged into a power source.



## STEP 3

Press the cycle button one time to begin rotating through the color settings. To turn off, press and hold the cycle button.

To change brightness high or low on solid color options, double tap the cycle button.



## COLOR SETTINGS

1. Green
2. Dark Blue
3. Pink
4. Red
5. Ice Blue
6. Yellow
7. Lavender
8. Purple
9. Orange
10. Synchronize Breathing
11. Fast alternating Flash
12. Slow alternating Flash
13. Asynchronous Breathing
14. Pulse

## MAINTENANCE

Clean the mouse pad using a damp cloth with soap & water. Do not use any other cleaning agents as it may cause damage to the gaming mouse pad or wrist rest. Let surface dry before use.

## 4. SPECIFICATIONS

Mouse Pad Dimensions	800 x 300 x 3mm 31" x 12" x 0.1"
Wrist Rest Dimensions	172 x 93 x 25mm 7" x 4" x 1"
Power	USB
Type	Gaming Mouse Pad
Model No.	GMP

# HAVE AN ISSUE WITH YOUR GAMING MOUSE PAD?

Enjoy hassle-free replacements: if your Gaming Mouse Pad is defective or damaged, we will ship you a new one ABSOLUTELY FREE.

For fast and knowledgeable service, get in touch with one of our customer service experts right now!

WRITE A MESSAGE  
TO SUPPORT



[everlastingcomfort.net](https://everlastingcomfort.net)



+1 787-270-7661



[support@upperechelonproducts.com](mailto:support@upperechelonproducts.com)

To check out more of the products we offer visit:

**[everlastingcomfort.net](https://everlastingcomfort.net)**



**CE** CERTIFIED

