

DONUT PILLOW



HAVE AN ISSUE WITH YOUR DONUT PILLOW?

Enjoy hassle-free replacements: if your donut pillow is defective or damaged, we will ship you a new one ABSOLUTELY FREE.

For fast and knowledgeable service, get in touch with one of our customer service experts right now!

WRITE A MESSAGE TO SUPPORT



Email: support@upperechelonproducts.com

To check out more of the products we offer visit:

everlastingcomfort.net



PLEASE NOTE:

Memory foam is heat responsive and will soften with body heat. It may feel firm initially but will soften once it absorbs heat from your body.

HOW TO USE:

- 1 Position the pillow in the middle of the seat or chair like here:



- 2 To use the product as a seat cushion, place the cushion insert into the pillow.

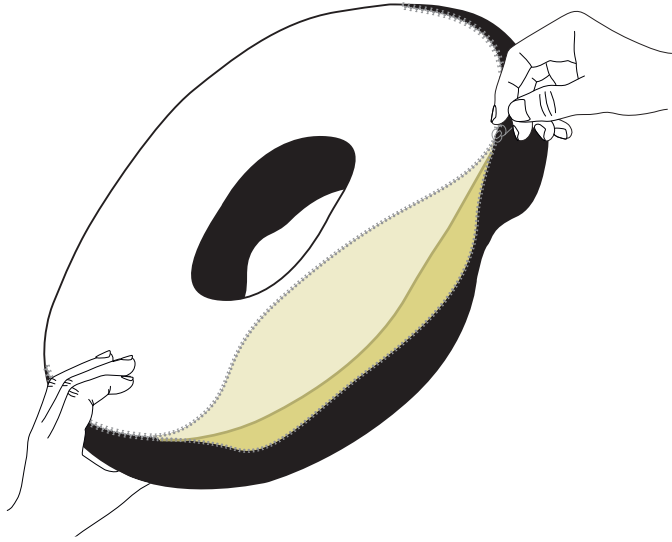


Position the **Everlasting Comfort Donut Pillow** on a flat surface with the logo facing forward on the chair as demonstrated in the illustration.

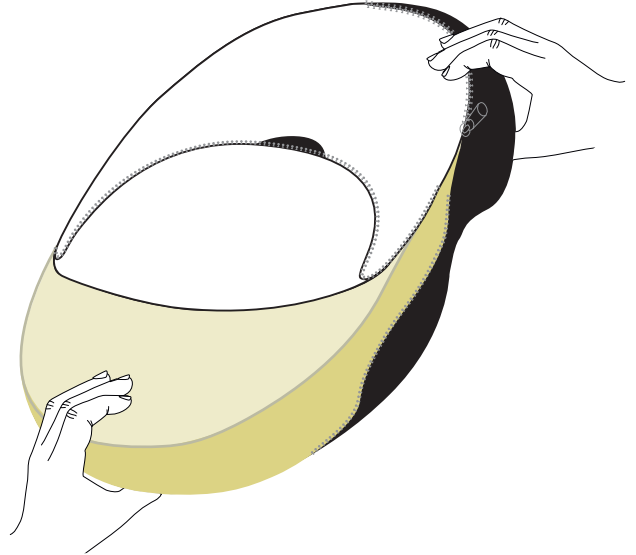
HOW TO CLEAN:

PLEASE NOTE: These steps may be repeated to clean the cover of the Donut Pillow Insert.


- 1 Unzip the zipper on the back of the pillow or insert.




- 2 Put your hand inside the cover and pull out one of the lobes.



- 3 Slowly peel back the cover of the pillow or insert. If you feel resistance, just fold the memory foam so the cover comes off easier.



- 4 Machine wash cold water. Dryer safe on low heat or air fluff.



IMPORTANT:

DO NOT PUT MEMORY FOAM IN WASHER. If the memory foam has a slight odor, remove the cover and put the memory foam in the dryer on low heat or air fluff and add 1 scented softener sheet for 30-40 minutes.