

Repel Golf Umbrella

SAFETY WARNING:

Always point the umbrella away from you when opening and closing. The umbrella is spring loaded and opens quickly. Allow at least 4ft of space in front, to the left, and to the right of you when opening and closing.

INSTRUCTIONS:

- 1 **Opening:** Remove the sleeve from the umbrella. With the umbrella pointing away from you, press and release the red open/close button on the handle.
- 2 **Closing:** With the umbrella pointing away from you, place one hand on the handle and the other hand on the runner, located on the inside of the umbrella, then firmly press the handle and runner together, make sure to wiggle the handle slightly until you hear it click into place.
Disclaimer: You may find it easier to press the handle towards the runner. Never close the umbrella by grabbing the ribs!

HAVE AN ISSUE WITH YOUR REPEL UMBRELLA?

ENJOY HASSLE-FREE REPLACEMENTS: if your golf umbrella is defective or damaged, we will ship you a new one ABSOLUTELY FREE.

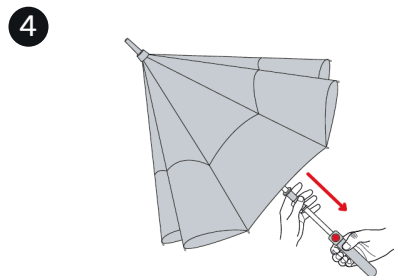
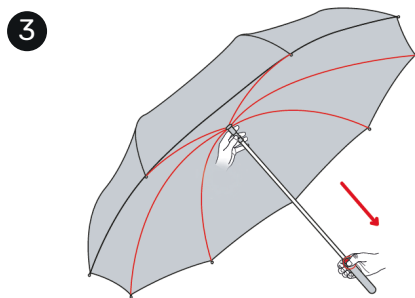
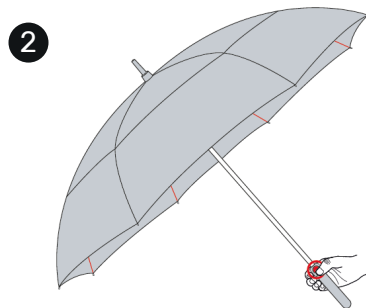
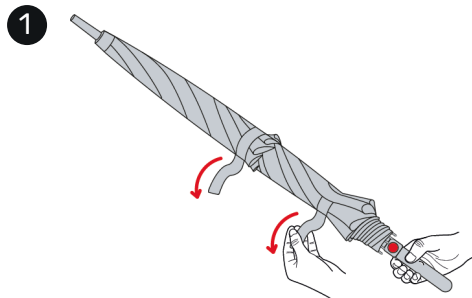
For fast and knowledgeable service, get in touch with one of our customer service experts right now!

Email: support@upperecheleonproducts.com

To check out more of the products we offer visit: repelumbrella.com



OPENING / CLOSING INSTRUCTIONS



See reverse side for details