

## ***What to Expect and How to Prepare***

### **Booking:**

- Field trips are 5 ½ hours. The vessel leaves the dock at 9:00am and returns at 2:30pm.
- We may be able to adjust the times of your field trip to meet your needs. Please provide any time restrictions and concerns when you book your trip.
- Please fill out the booking form fully and send to [booking@marinescienceafloat.org](mailto:booking@marinescienceafloat.org)
- **Prior to the Trip:**
- Read through this information, the Booking Policy and Procedures, and the Confirmation (to be sent winter 2019) and please let us know of any changes or questions as soon as possible. Copies of this and other documents can be found in our “Resources For Educators” section of our website.
- Pay the field trip deposit to secure your field trip.
- If using a Purchase Order for payment please forward a copy via e-mail to [booking@marinescienceafloat.org](mailto:booking@marinescienceafloat.org)
- Download our photo release from the “Resources For Educators” section of our website and have parents sign and fill them out. Bring with you on the day of your trip.
- If you are the only group booked for your date, please divide your group evenly into **3 groups** unless otherwise noted. Activities operate smoothly when students are divided into equal size groups. Try to place all students without a photo release in one group when possible.
- If you are not the only group booked, you will receive instructions on how to divide your group.
- It is mandatory that your students watch the “Green Machine” posted on our [website](#).
- Upon your arrival, please provide an accurate count of students and adults to staff.

### **Cancellation Policy:**


- If your group discovers it cannot attend please let us know as soon as possible. If we can rebook your date to another school we will return the deposit, otherwise the deposit will be forfeited. Please see other cancellation policy details in our Booking Policy and Procedures document provided to you.

### **What to Bring:**

- Students should dress for the weather and bring layers. It is cold on the water and students will be outside for portions of the day, rain or shine.
- Students need to bring their own lunches and beverages; food and drink are not available on the boat.
- For safety, we request that all passengers wear soft-soled, non-slip shoes on the boat.
- Space is limited on board the boat and it is helpful to bring as few backpacks as possible.

### **Chaperones:**

- Chaperones are a vital part of the field trip and we appreciate their assistance with the students.
- Please set clear expectations for your chaperones and remind them that they are modeling good behavior for the students. A chaperone must remain with each group at all times.
- Please ask your chaperones to not go to nearby coffee shops upon arrival, lines are often long and delay our departure time. Coffee will be available on board.



### Where to Meet:

- Most trips will board from Bell Harbor Marina.

***An alternative location for departure is Harbor Island Marina or Elliot Bay Marina***

***. We will let you know prior to your trip which location will be used and provide instructions for the location.***

- You must provide your own transportation.
- **Note:** Construction is in progress for the seawall/waterfront reconstruction. Traffic and parking will be affected, please plan accordingly. Visit this [website](#) for updated information on the Sea Wall Construction. Visit this [page](#) for a map of current construction.

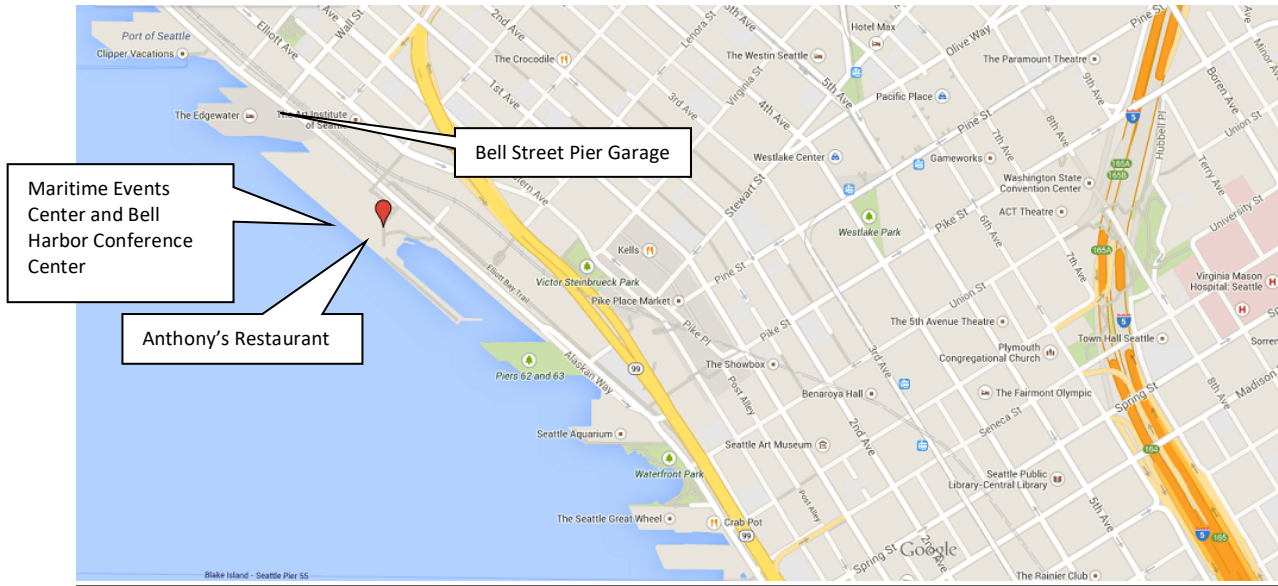
### Parking:


- Car parking is available across the street along Alaskan Way in pay parking lots and garages. We do not recommend parking at a metered spot; you will likely get a ticket over the course of the 5 ½ hour field trip.
- The nearest parking garage to Bell Harbor Marina is the Bell Street Pier Garage, with entrances on Wall St. and Elliott Ave. There is an overhead walkway at the South end of the garage that connects to Pier 66.
- This [website](#) is a great resource for parking locations and rates.
- Bus loading and unloading sites may vary with seawall construction, as will long term bus parking. Please contact me with specific questions and concerns.
- ***Parking at the alternative marina will be limited and we recommend drop-off and pick-up arrangements for your transportation.***

### Bell Harbor Marina:

- At Bell Harbor Marina please meet a PMR staff member at the Harbor Master's Office, located behind Anthony's Restaurant.
  - ***Alternative Marina: You will be notified prior to your trip where to meet staff.***

# Marine Science A F L O A T





### During the Trip:

- Upon boarding, students are introduced to the staff, the activities for the day, and safety expectations.
- If time allows they will have approximately 10 minutes of free time as we make our way to Alki.
- An introduction to Puget Sound is given to the entire group.
- Students break up into **3 groups** to begin the hands-on activities and smaller classes, they include:
  - Plankton Sampling
  - Video Microscope – Introduction to Plankton
  - Microscope Lab
  - Water Sampling
  - Food Chains
- A live underwater dive occurs for the entire group.
- Two lunch breaks are provided throughout the day. The first occurs after two of the hands-on activities/smaller classes and lasts around 10 minutes. The second occurs during the underwater dive and lasts around 30 minutes.
- After the live underwater dive/lunch, touch tables with live Puget Sound invertebrates are set-up for the entire group.
- We end the program with a wrap-up discussion about some of the environmental issues facing Puget Sound.
- If time allows, students may have more free time.
- The above programming is for the full 5 ½ hour field trip. If time is cut short, PMR cannot provide all of the above programming and free time.
- This [video](#) and this [video](#) feature highlights of a field trip with Pacific Marine Research.

### After the trip:

- Learn more about how you can help protect Puget Sound by visiting our [website](#).
- Submit a "[How I Sea It](#)" drawing.
- Read some [creature features](#).
- Tell us how you were inspired and become the [steward of the month](#).
- Tell parents about our [Parent Guide](#) (*coming soon*) to engage their kids in a lively dinner time discussion.

### T-shirts:

- Visit our [website](#) for more information and to order shirts.
- Email [engage@marinescienceafloat.org](mailto:engage@marinescienceafloat.org) for group pricing. Please allow 3-4 weeks for delivery.