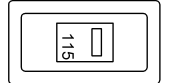
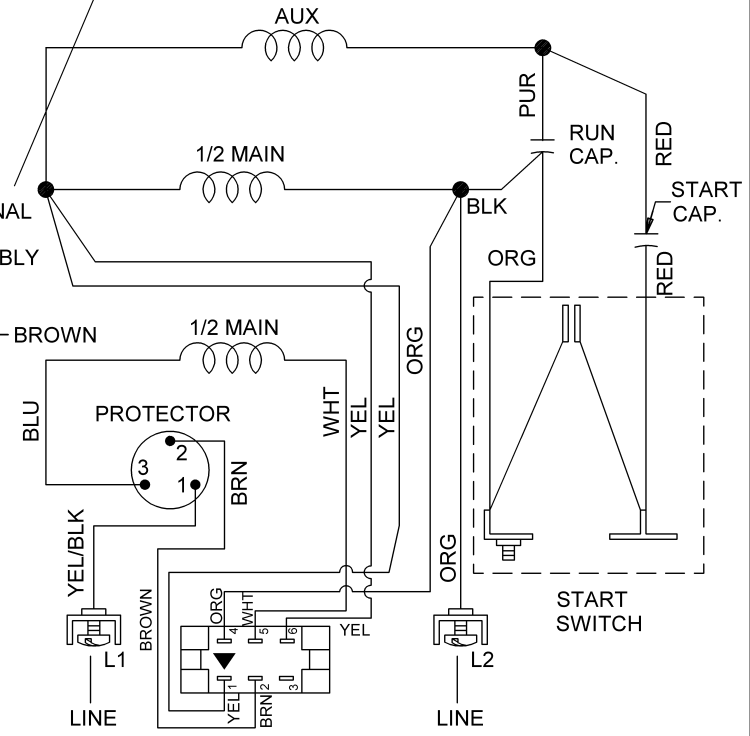


VOLTAGE CHANGE SWITCH:
MUST BE MOUNTED IN ORIENTATION
EXACTLY AS SHOWN

CONNECTION SHOWN FOR 230V;
TO CHANGE TO 115V, SLIDE SWITCH TO
RIGHT AS PICTURED.



TO SHOW "115" NUMBER

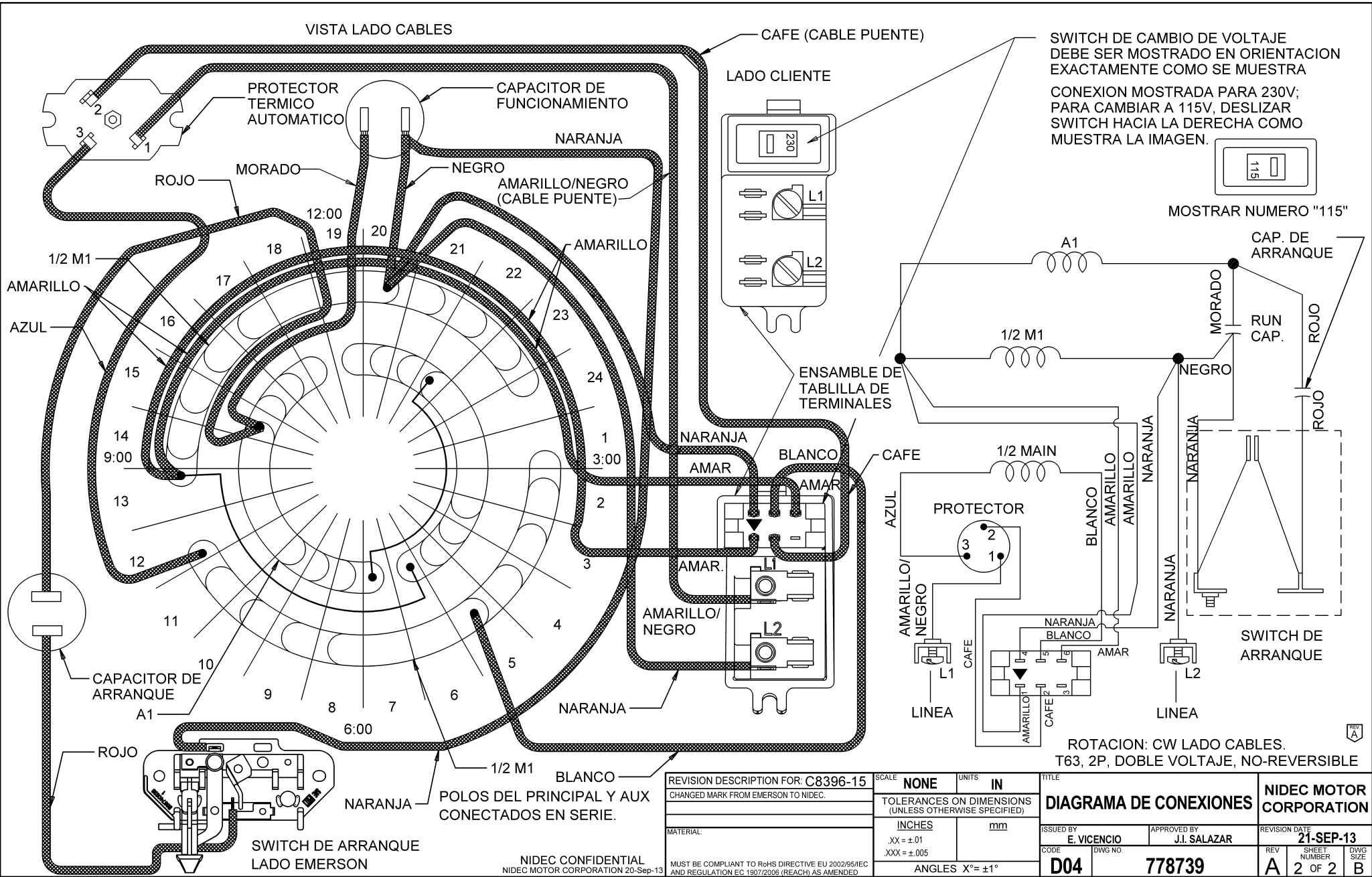


ROTATION: CW LEAD END
T63, 2P, DUAL VOLT, NON-REV

MAIN & AUX POLES
CONNECTED IN SERIES

STARTING SWITCH
EMERSON SIDE

REVISION DESCRIPTION FOR: C8396-15		SCALE	NONE	UNITS	IN	TITLE	NIDEC MOTOR CORPORATION	
CHANGED MARK FROM EMERSON TO NIDEC.		TOLERANCES ON DIMENSIONS (UNLESS OTHERWISE SPECIFIED)		INCHES		DIAGRAM OF CONNECTIONS		REV. DATE
MATERIAL:		.XX = ±.01 .XXX = ±.005		mm		ISSUED BY	APPROVED BY	21-SEP-13
NIDEC CONFIDENTIAL NIDEC MOTOR CORPORATION 20-Sep-13		MUST BE COMPLIANT TO RoHS DIRECTIVE EU 2002/95/EC AND REGULATION EC 1907/2006 (REACH) AS AMENDED		ANGLES X° = ±1°		CODE	DWG NO.	REV. SHEET A 1 OF 2
						D04	778739	B



REVISION DESCRIPTION FOR: C8396-15 CHANGED MARK FROM EMERSON TO NIDEC.	SCALE NONE UNITS IN	TITLE DIAGRAMA DE CONEXIONES	NIDEC MOTOR CORPORATION
MATERIAL:	TOLERANCES ON DIMENSIONS (UNLESS OTHERWISE SPECIFIED) INCHES .XX = ±.01 .XXX = ±.005	ISSUED BY E. VICENCIO APPROVED BY J.I. SALAZAR	REVISION DATE 21-SEP-13
MUST BE COMPLIANT TO RoHS DIRECTIVE EU 2002/95/EC AND REGULATION EC 1907/2006 (REACH) AS AMENDED	ANGLES X° = ±1°	CODE D04 DWG NO. 778739	REV A SHEET NUMBER 2 OF 2 DWG SIZE B