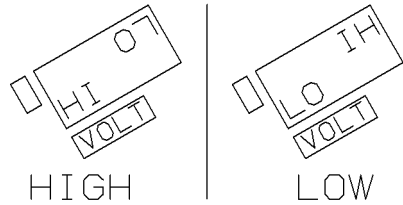


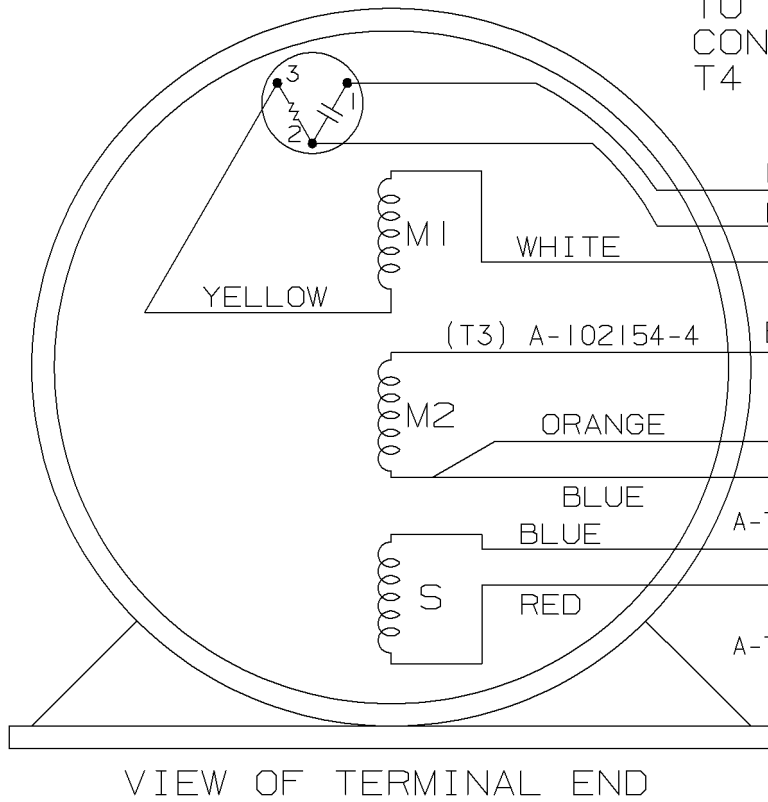
TO CHANGE VOLTAGE, PULL PLUG, ROTATE 180° AND REINSERT.



SINGLE PHASE-DUAL VOLTAGE WITH THERMAL PROTECTOR

CCW ROT. OPP. SHAFT END

TO REVERSE ROTATION CONNECT T1 TO T5 & T4 TO T8.



VIEW OF TERMINAL END

BROWN
BLACK

WHITE

(T3) A-102154-4 BLACK

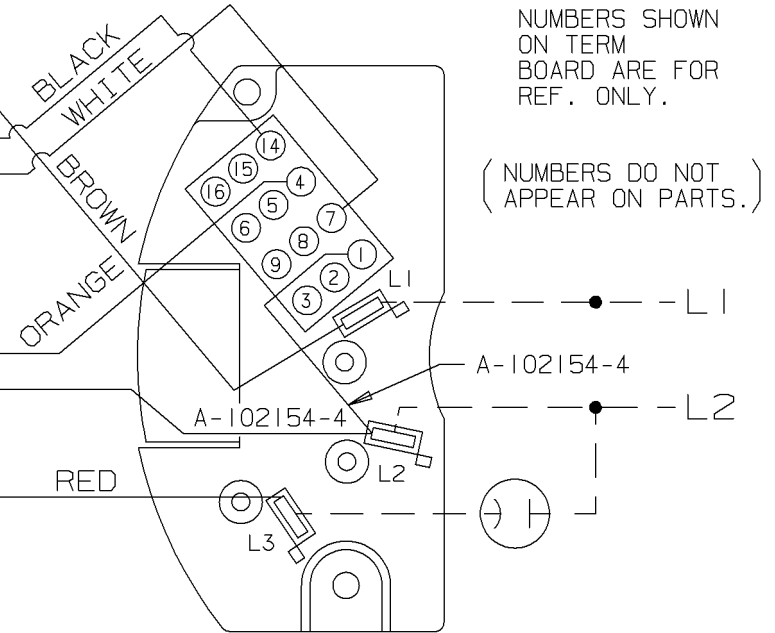
ORANGE

BLUE
BLUE

(T5) A-79944-1 (T4) A-79944-3

RED

(T8) A-79944-1 (T1) A-79944-3



VIEWING BOTTOM OF TERMINAL BOARD

NUMBERS SHOWN ON TERM BOARD ARE FOR REF. ONLY.

(NUMBERS DO NOT APPEAR ON PARTS.)

				125 $\sqrt{\text{V}}$ SURFACE ROUGHNESS UNLESS NOTED OTHERWISE	UNLESS OTHERWISE SPECIFIED DIMENSIONS ARE IN INCHES TOL ON XX± XXX±.005 XXXX±.0005 ANGLES±		
2	8-17-93	ADDED THE WORD "BLACK" TO T3 LEAD	KL	MATL SPEC		DRAWN BY SMC	11-05-91
1	11-05-91	NEW DRAWING	SMC	FINISH		CHKD BY ML	11-06-91
REV	DATE	CHANGE	NAME	PART NAME CONNECTION DIAGRAM	WAUSAU, WISCONSIN 54401	APPD BY TH	11-08-91
						DRWG NO A- 102009-7	
		PURCHASED		DISTRIBUTION - WA - LB - WP - LM	CADD FILE NO.	102009-7	

ERROR: syntaxerror
OFFENDING COMMAND: --nostringval--

STACK:

/im
-savelevel-