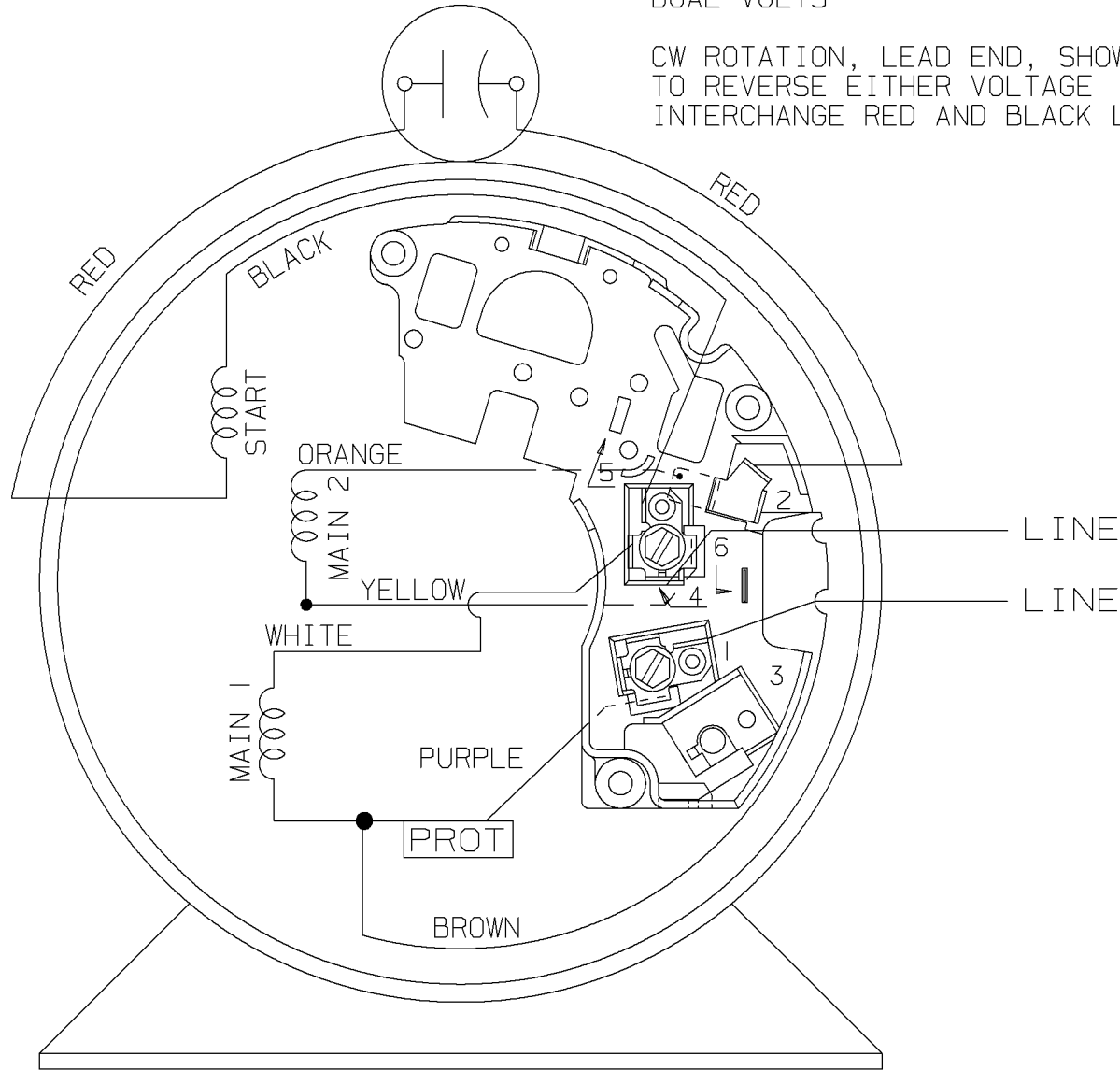


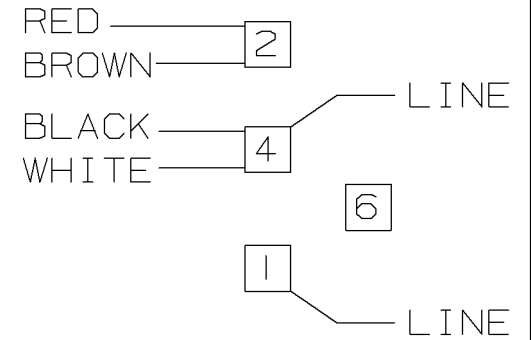
DUAL VOLTS

A- EE9057AH

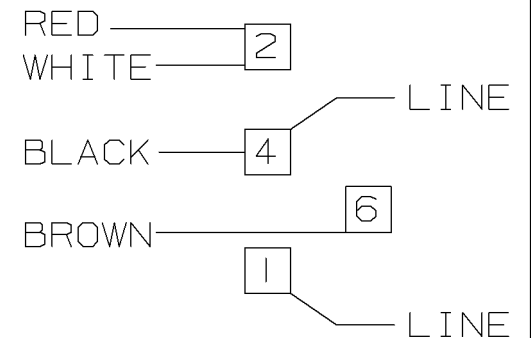
CW ROTATION, LEAD END, SHOWN
TO REVERSE EITHER VOLTAGE
INTERCHANGE RED AND BLACK LEADS.



LOW VOLTAGE



HIGH VOLTAGE



VIEW OF TERMINAL END

				✓ MAX. SURFACE ROUGHNESS UNLESS NOTED OTHERWISE	UNLESS OTHERWISE SPECIFIED DIMENSIONS ARE IN INCHES TOL. ON XX± XXX±.005 XXXX±.0005 ANGLES±		
				MATL SPEC			DRAWN BY MH 04-03-1998
				FINISH			CHKD BY ML 04-06-1998
				REFERENCE DRW.			WAUSAU, WISCONSIN 54401
1	04-17-1998	NEW DRAWING	CN 23975-249	MH	PART NAME CONNECTION DIAGRAM		DRWG NO A-EE9057AH

SHOP BOOK

PURCHASED

DISTRIBUTION - WA - LB - WP - LM - BR

CADD FILE NO.

EE9057AH