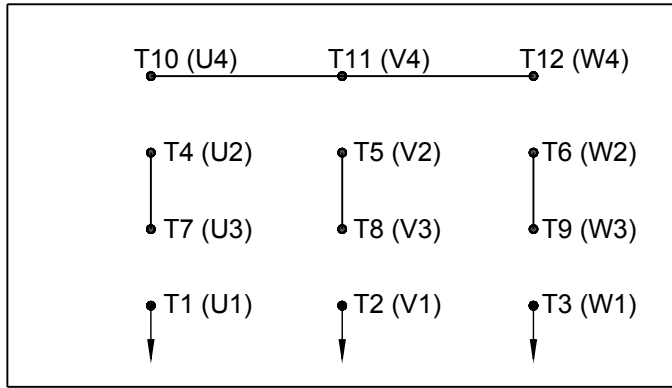
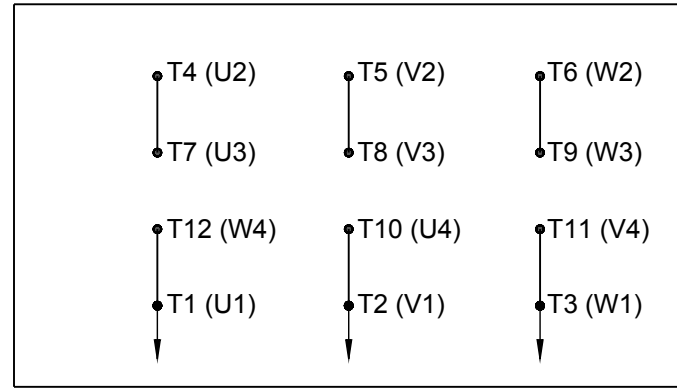


# HIGH VOLTAGE

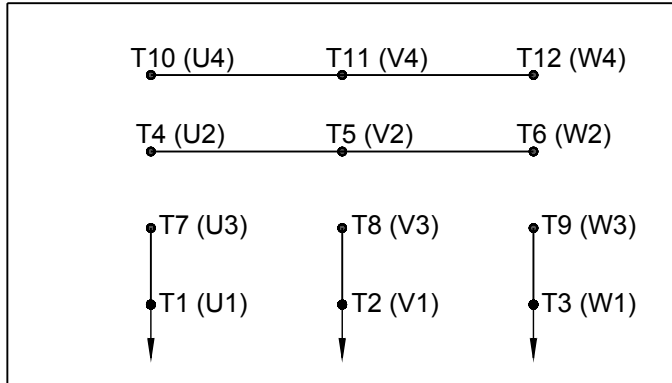
WYE START



DELTA RUN

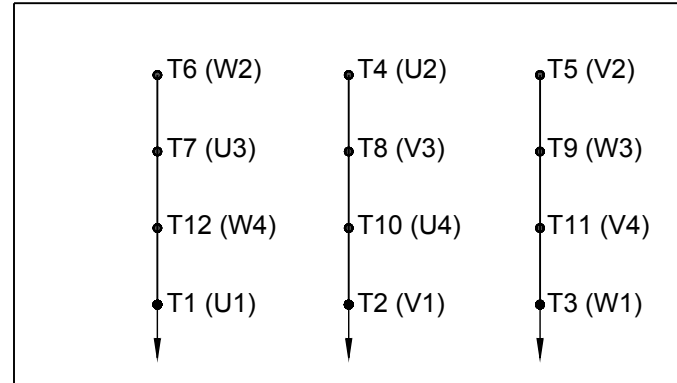


WYE START



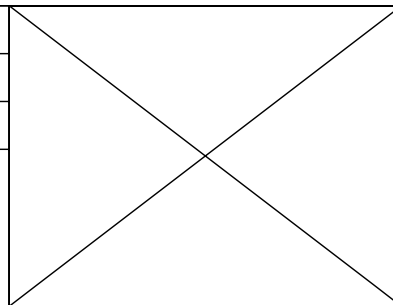
# LOW VOLTAGE

DELTA RUN



4/2 CKTY  $\triangle$

DRAWING REVISION D	REVISION BY JWO	DATE 01-26-2016
ECO ECO-0092547	APPROVED BY TB	DATE 01-26-2016
ECO DESCRIPTION ADDED IEC MARKINGS		



DRAWN BY BLR
DATE 03-09-1998
APPROVED BY GK
DATE 03-23-1998
REFERENCE
THIRD ANGLE PROJECTION

Regal Beloit America, Inc.		
DESCRIPTION CONN DIAGRAM-EXTERNAL 12 LEAD - DUAL VOLT. - WYE START - DELTA RUN		
MATERIAL	PROCESS/FINISH	
SIZE A	DRAWING NUMBER EE7358	SHEET 1 OF 1

COPYRIGHT REGAL BELOIT AMERICA, INC. ALL RIGHTS RESERVED. PROPRIETARY AND CONFIDENTIAL INFORMATION - THIS DOCUMENT IS THE PROPERTY OF REGAL BELOIT AMERICA, INC. ("OWNER") AND CONTAINS OWNER'S PROPRIETARY INFORMATION. ANY PERSON, CORPORATION OR OTHER FIRM RECEIVING IT IS DEEMED, BY RECEIVING IT, TO AGREE THAT IT, AND/OR ANY PART OF IT, SHALL NOT BE DISCLOSED TO ANY PERSON, CORPORATION OR OTHER ENTITY, DUPLICATED, AND/OR USED, EXCEPT AS EXPRESSLY APPROVED IN WRITING IN ADVANCE BY OWNER. THIS DOCUMENT SHALL BE RETURNED TO OWNER UPON REQUEST. IT MAY BE SUBJECT TO CERTAIN RESTRICTIONS UNDER APPLICABLE EXPORT CONTROL LAWS AND REGULATIONS.