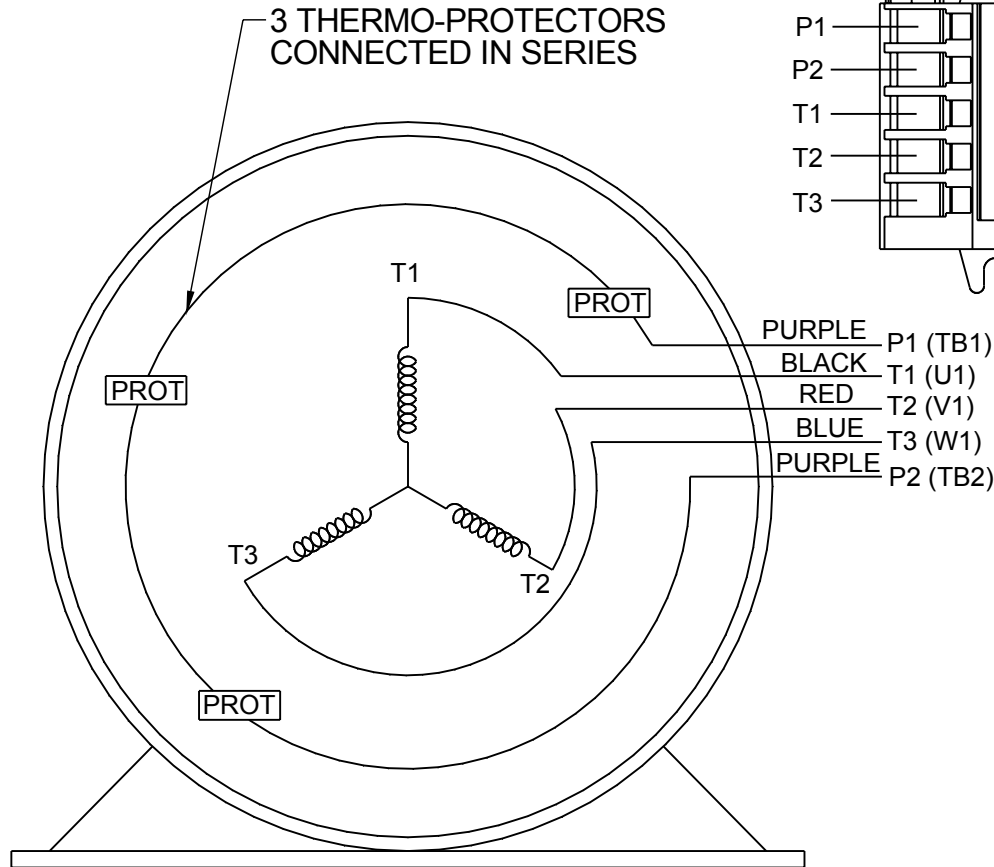
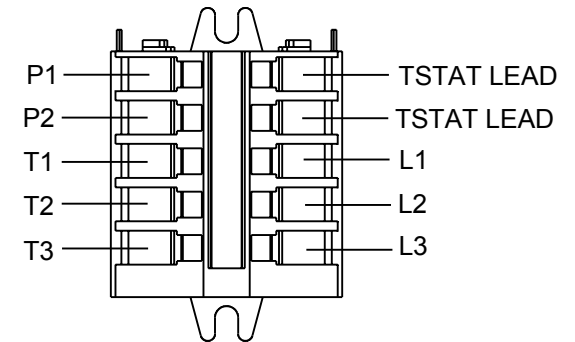


**THREE PHASE - SINGLE VOLTAGE
MOTOR - CONDUIT BOX @ 'A'**

**TO REVERSE ROTATION:
INTERCHANGE ANY TWO LINE
LEAD CONNECTIONS**

**NOTE FOR FACTORY USE ONLY:
TO SURGE TEST:
FOR 3 LEAD COMMON CONNECT:
CONNECT P1 TO T1 THEN P2 TO L1
FOR 6 LEAD COMMON CONNECT:
CONNECT P1 TO BOTH T1
THEN P2 TO L1**

TERMINAL BLOCK WHEN SPECIFIED

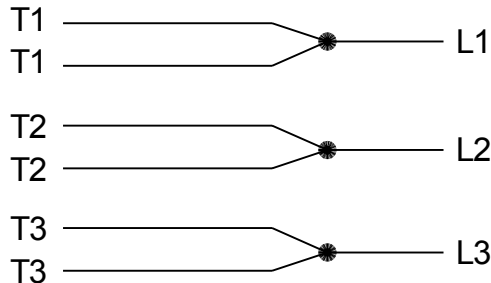


VIEW OF TERMINAL END

- PURPLE P1 (TB1)
- BLACK T1 (U1)
- RED T2 (V1)
- BLUE T3 (W1)
- PURPLE P2 (TB2)

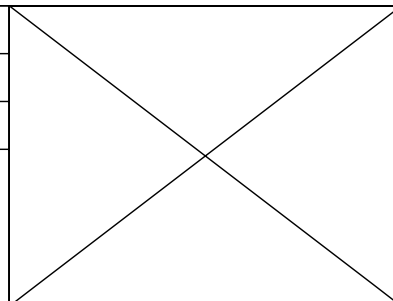
- T2BM
- T6AW
- T6AL
- T6Z
- T4EG
- T4BF
- T8A
- T6H
- T6A
- T4AX
- T4A
- T2A
- T2F

**IF MOTOR HAS MULTIPLE
T'S PER LEAD CONNECT
TOGETHER LIKE T'S**



A-9806 DECAL

DRAWING REVISION AB	REVISION BY AJW	DATE 07-17-2015
ECO ECO-0081632	APPROVED BY T.VUE	DATE 07-17-2015
ECO DESCRIPTION REV'D IEC MARKINGS PER IEC-60034-8		
COPYRIGHT REGAL BELOIT AMERICA, INC. ALL RIGHTS RESERVED. PROPRIETARY AND CONFIDENTIAL INFORMATION - THIS DOCUMENT IS THE PROPERTY OF REGAL BELOIT AMERICA, INC. ("OWNER") AND CONTAINS OWNER'S PROPRIETARY INFORMATION. ANY PERSON, CORPORATION OR OTHER FIRM RECEIVING IT IS DEEMED, BY RECEIVING IT, TO AGREE THAT IT, AND/OR ANY PART OF IT, SHALL NOT BE DISCLOSED TO ANY PERSON, CORPORATION OR OTHER ENTITY, DUPLICATED, AND/OR USED, EXCEPT AS EXPRESSLY APPROVED IN WRITING IN ADVANCE BY OWNER. THIS DOCUMENT SHALL BE RETURNED TO OWNER UPON REQUEST. IT MAY BE SUBJECT TO CERTAIN RESTRICTIONS UNDER APPLICABLE EXPORT CONTROL LAWS AND REGULATIONS.		



DRAWN BY LZ	Regal Beloit America, Inc.	
DATE 01-04-1994	DESCRIPTION CONN DIAGRAM-EXTERNAL 3Ø-SINGLE VOLT-MOTOR WITH PROTECTOR	
APPROVED BY GK	MATERIAL	PROCESS/FINISH
DATE 01-20-1994	SIZE A	DRAWING NUMBER EE7300T
REFERENCE	THIRD ANGLE PROJECTION 	SHEET 1 OF 1