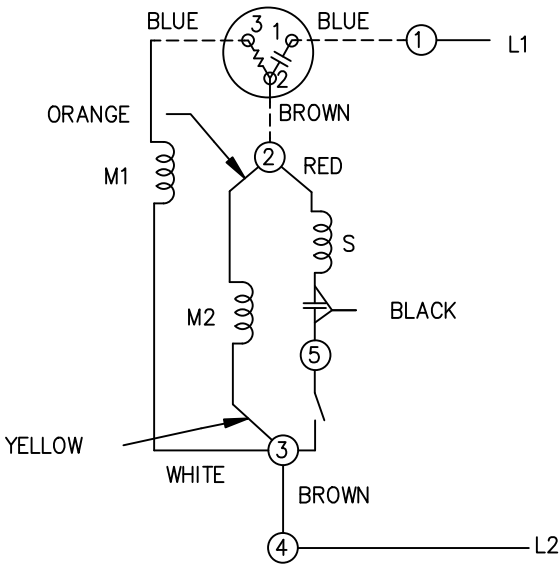
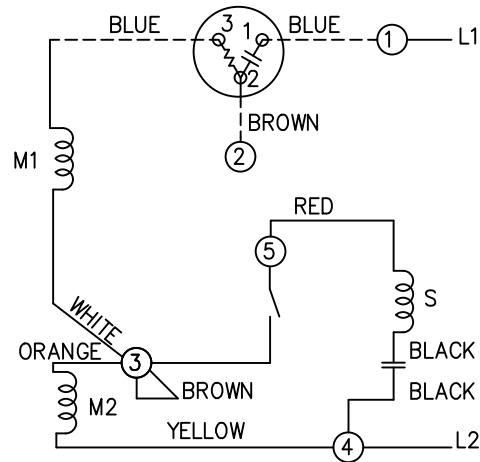


LOW VOLTAGE - C.C.W.



HIGH VOLTAGE - C.C.W.



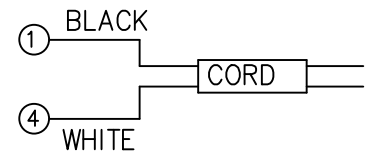
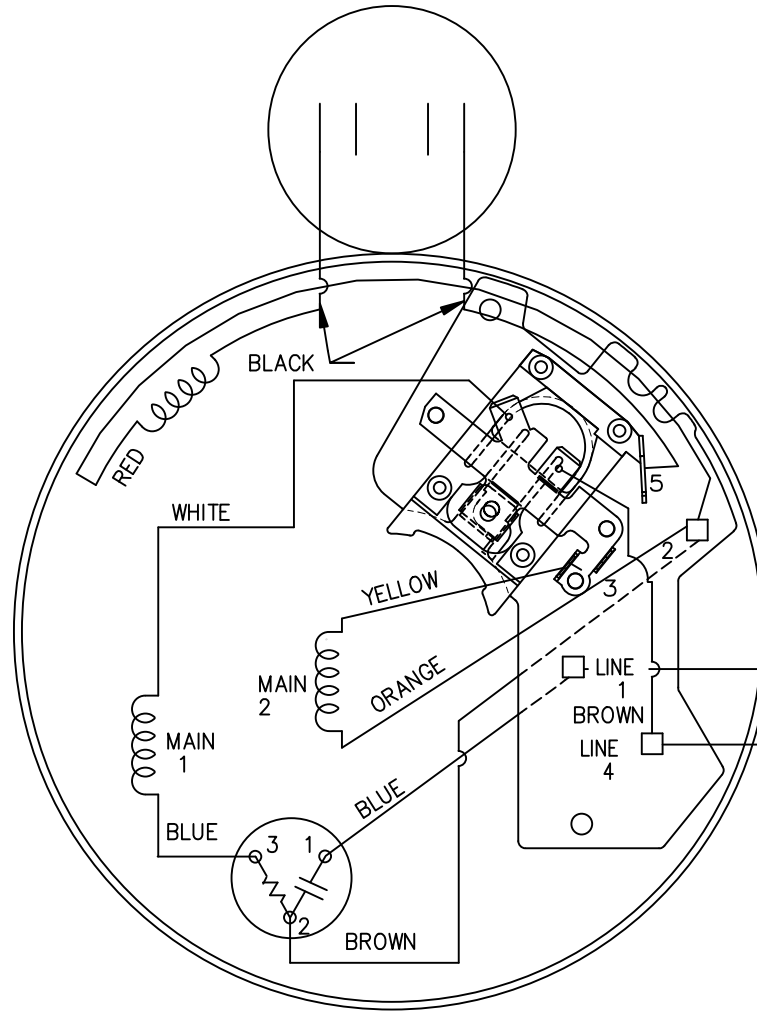
# VIEWING TERM END

102005-2

DUAL VOLTAGE CAPACITOR START OVERLOAD SELECT ROT.

LOW VOLTAGE C.C.W. ROTATION SHOWN. TO REVERSE INTERCHANGE RED WITH BLACK LEAD ON TERMS 2 AND 5.

FOR HIGH VOLTAGE C.C.W. ROT. FIRST REMOVE BROWN JUMPER FROM TERM. 4 AND ATTACH TO TERM.3 AND CONNECT YELLOW LEAD TO TERM.4 AND ORANGE LEAD TO TERM 3. CONNECT RED LEAD TO TERM #5 AND BLACK LEAD FROM TERM #5 TO TERM #4. TO REVERSE INTERCHANGE RED WITH BLACK LEAD ON TERMS 5 AND 4.



			TOLERANCES UNLESS SPECIFIED		REGAL-BELOIT <i>Motor Technologies Group</i>	DRAWN PGK 06-20-1996		
NO.	REVISION	BY & DATE	CHK	ANG		MAT'L.	FINISH	CHK MRB 07-18-1996
11	ADD NOTE ISAAC 10-3333	TF 9/27/2010	DEC.	INCHES	TITLE CONNECTION DIAGRAM		APPD GK 07-18-1996	
10	UPDATED WIRING HARNESS CONNECTIONS CN 32007	DRS 01-14-2003	ML	.X ±.1			SCALE 5=8	
9	ADDED CONNECTION FOR WIRING HARNESS	KJC 12-17-2002	SAS	.XX ±.03		REF		
8	RE-ISSUE FOR CLARITY	PGK 08-21-1996		.XXX ±.005		FMF		
7	REDRAWN ON CADD, NO CHANGES	PGK 07-18-1996		.XXXX ±.0005		PREV		
			RFP	ANG ±7'30"	CAD FILE 102005_2	SIZE A	DRAWING NO. 102005-2	PAGE OF 11
			DIST					

THIS DRAWING IN DESIGN AND DETAIL IS OUR PROPERTY AND MUST NOT BE USED EXCEPT IN CONNECTION WITH OUR WORK ALL RIGHTS OF DESIGN AND INVENTION ARE RESERVED THIS IS AN ELECTRONICALLY GENERATED DOCUMENT - DO NOT SCALE THIS PRINT