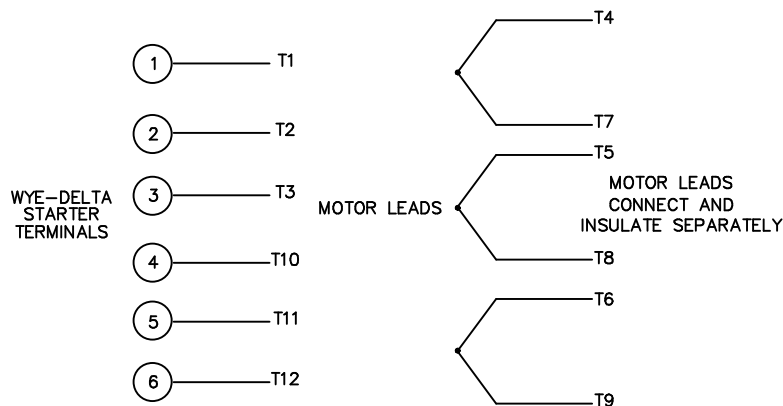
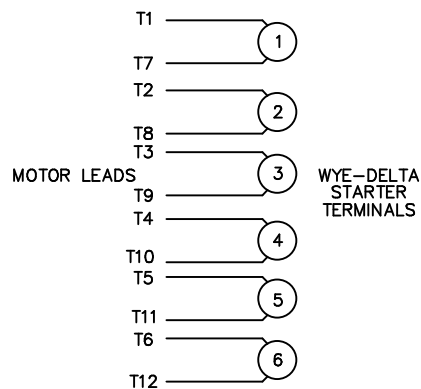


WYE - DELTA STARTING USEABLE ON 2,4 AND 6 POLE MOTORS.

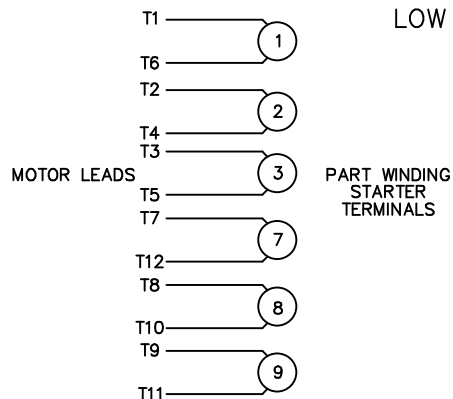
LOW VOLTAGE CONNECTION

HIGH VOLTAGE CONNECTION



REFER TO THE WYE-DELTA STARTER CONNECTION INSTRUCTIONS FOR PROPER CONNECTION OF POWER LINES TO STARTER.

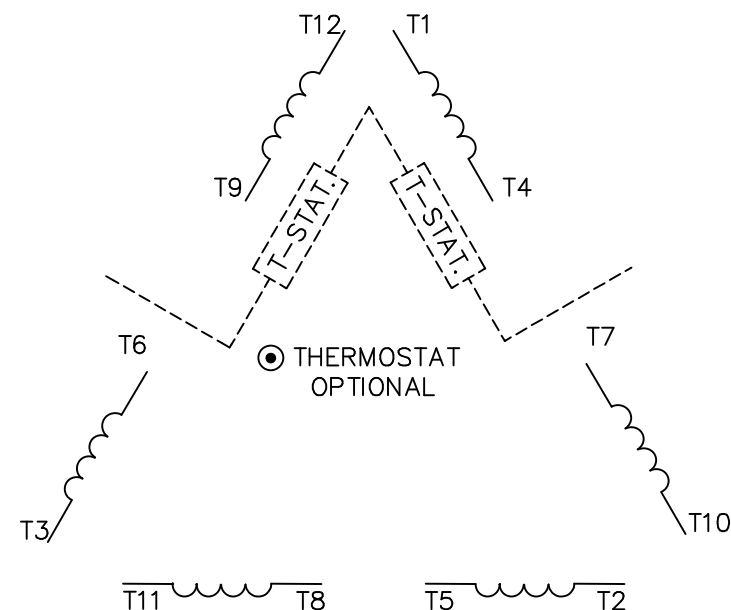
PART WINDING START USABLE ON 4 & 6 POLE MOTORS
LOW VOLTAGE CONNECTION ONLY



REFER TO THE PART WINDING STARTER INSTRUCTIONS FOR PROPER CONNECTION OF POWER LINES TO STARTER.

REFER TO THE CUTLER - HAMMER OR EQUIV. FOR PROPER SELECTION OF OVERLOAD HEATER COILS.

LINE LEADS



ROTATION CAN BE REVERSED BY INTERCHANGING ANY TWO LINE LEADS
● RED LEADS OR P1, P2, FOR N/C THERMOSTAT

ACROSS THE LINE START & RUN

	LINE 1	LINE 2	LINE 3	JOIN & INSULATE SEPARATELY
HIGH VOLT	T1, T12	T2, T10	T3, T11	(T4, T7) (T5, T8) (T6, T9)
LOW VOLT	T1, T6 T7, T12	T2, T4 T8, T10	T3, T5 T9, T11	

TOLERANCES UNLESS SPECIFIED	
DEC.	INCHES
.X	±.1



ELECTRIC MOTORS
GEARMOTORS
AND DRIVES

DRAWN	WLW 09/08/77
CHK	RPB 09/12/77
APPD	JCW 09/12/77
SCALE	1=1
REF	
FMF	
PREV	

NO.	REVISION	BY & DATE	CHK	ANG	±1/2'	TITLE
03	REV'D LOW VOLTAGE CONN. LEADS PER ELEC.	BJB 06/07/00	.XX	±.01		DELTA - WYE CONNECTION DIAGRAM
02	ADDED T-STAT. NOTES PER ELECTRICAL	KMM 06/02/98	.XXX	±.005		
01	REDRAWN TO CAD	DBT 06/02/97	.XXXX	±.0005		

MAT'L.	
FINISH	

THIS DRAWING IN DESIGN AND DETAIL IS OUR PROPERTY AND MUST NOT BE USED EXCEPT IN CONNECTION WITH OUR WORK ALL RIGHTS OF DESIGN AND INVENTION ARE RESERVED THIS IS AN ELECTRONICALLY GENERATED DOCUMENT - DO NOT SCALE THIS PRINT

RFP	CAD FILE	00417201	SIZE	DRAWING NO.	REV.
DIST			A	004172-01	03