

LEAD MATERIAL
 18 GA. 125°C 2/64 INSUL.
 X-LINKED POLY.
 WHITE, BLACK, RED
 14.00/12.00 [355.60/304.80]
 .68/.56 [17.27/14.22] STRIP
 GROUND LEAD
 GRN/YEL
 5.00/4.00 [127.00/101.60]
 W/RING TERM.
 AMP 61794-1

00464072 **FASCO** Industries, Inc. Motor Division **00469078**

Assembled in Mexico No. 71637297 TYPE U6381 T.P. AO LR6319
 115 V 60 Hz Class B 1/15-1/20 HP Max Amb: 40°C

Connection Diagram
 Wht — Common
 Blk — High
 Red — Low
 Grn/Yel — Grd

61299553

- NOTES:
 1. NO KNOCKOUTS REMOVED.
 2. NO PACKAGING TAPE OVER CARTON LABELS.

SAFETY WARNING
 This motor must be grounded in accordance with local or national electrical codes to prevent possible injury due to electrical shock

AVERTISSEMENT DE SECURITE
 Ce moteur doit être fondée sur conformément à la réglementation locale ou national électrique codes pour prévenir d'éventuelles blessures en raison de choc électrique

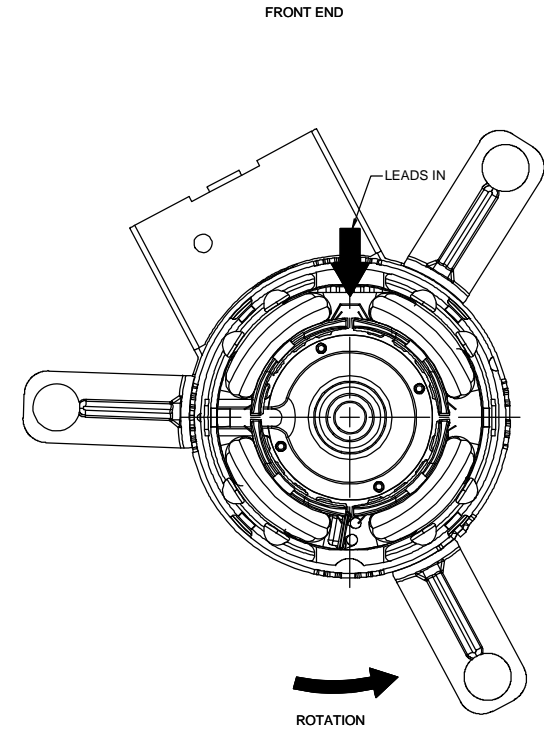
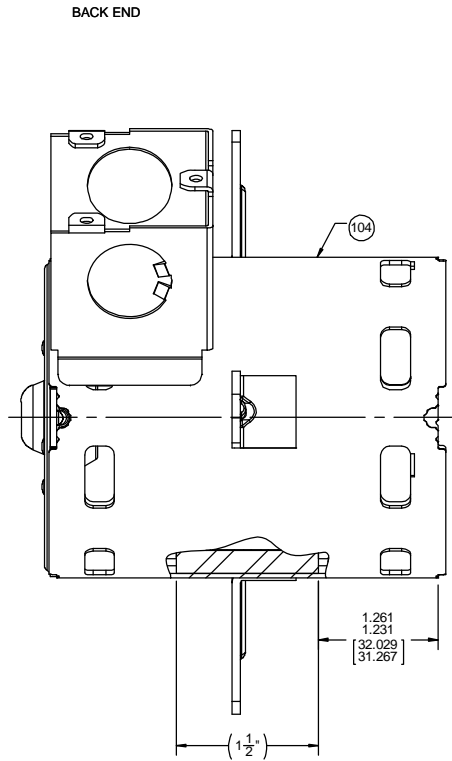
LOCATE IN A CONVENIENT LOCATION TO READ FROM BACK END

CUSTOMER:	FASCO DIST.	APPLICATION:									
CUSTOMER PN:	D1161	MOTOR WEIGHT:	4.02 LBS.								
	UP	ENVIRONMENT:	DRY								
HORIZONTAL		MOTOR TYPE	REFERENCE SAMPLE								
		SHADED POLE									
	B	LA	FR								
	00	63	33								
		V	06								
		A	S								
			JM								
			6								
			3								
			0								
TYPICAL PERFORMANCE AT 115 VOLTS 60 HZ											
	IDLE			LOADED			LOCKED			BREAK	
MOTOR SPEED	RPM	AMP	WATT	IN OZ	RPM	AMP	WATT	IN OZ	AMP	WATT	IN OZ
HIGH	1768	2.16	115	42.0	1600	2.40	170	18.0	3.78	270	56.0
LOW	1767	1.30	75	34.4	1300	1.88	139	13.1	2.33	162	34.6

DRAWING REVISION	AA	REVISION BY	MLS	DATE	9/19/2017	TOLERANCES UNLESS OTHERWISE SPECIFIED:	DEC.	INCH	mm	ANGLE	\$1°
ECO	ECO-0131132	APPROVED BY	SDM	DATE	9/19/2017	.X	+0.1	[0.25]			
ECO DESCRIPTION	UPDATED SAFETY WARNING LABEL					.XX	+0.01	[0.25]			
						.XXX	+0.005	[0.127]			
						.XXXX	+0.0005	[0.0127]			
						REMOVE BURRS & BREAK SHARP EDGES: .003/.015 [0.076/381] X 45° CORNER FILLETS: R. 02 [51]					
						MACHINED SURFACES: 125 / 3.2 INCH / mmv					
THIRD ANGLE PROJECTION		SIZE	DRAWING NUMBER	71637297	PROCESS/FINISH	BLACK	SHEET	1 OF 2			


NOTES:

1. STAKE STATOR TO MAIN FRAME PER 88830264.
2. MAXIMUM TORQUE REQUIRED TO TURN MOTOR SHAFT IS 3/8 INCH-OUNCE.
3. MAKE-UP WASHERS ARE TO BE ADDED OR DELETED TO ACHIEVE REQUIRED ENDPLAY.
4. PLACE COIL LEADS INSIDE CONDUIT BOX AND SECURE COVER AFTER TESTING.
5. MOUNTING SURFACES OF BRACKETS MUST BE PARALLEL TO THE FACE OF THE END FRAME WITHIN .020 [.508] T.I.R. AT THE BOLT CIRCLE DIAMETER OF THE MOUNTING HOLES.



PACKING SPECIFICATIONS

1. PACK PER 88834200. 1 PER CARTON, 30 PER LAYER, 4 LAYERS PER PALLET, 120 MAX. PER PALLET.
2. AFTER PLACING MOTOR IN CARTON, STUFF PAPER AROUND MOTOR TO PREVENT SHIFTING WHEN SHIPPING.
3. PLACE FOAM PAD ON FRONT END OF MOTOR.
4. CARTON LABELS MUST ALL FACE ONE DIRECTION TOWARD THE OPEN END OF THE PALLET. SEE 88834408.
5. PLACE 1 FLAT PAD BETWEEN EACH LAYER AND 1 ON TOP.
6. PLACE ALL INSPECTION STICKERS AND WRITING ON TOP FLAT PAD.

DRAWING REVISION AA		REVISION BY MLS	DATE 9/19/2017	TOLERANCES UNLESS OTHERWISE SPECIFIED: DEC. INCH mm ANGLE		DRAWN BY MLS		 Regal Beloit America, Inc.	
ECO-0131132		APPROVED BY SDM	DATE 9/19/2017	.X ±0.1 [2.5] ±1°	DATE 9/19/2017		DESCRIPTION OUTLINE		
ECO DESCRIPTION UPDATED SAFETY WARNING LABEL				.XX ±0.01 [0.25]	APPROVED BY SDM		MATERIAL MOTOR ASSY		
<small> COPYRIGHT REGAL BELOIT AMERICA, INC. ALL RIGHTS RESERVED. PROPRIETARY AND CONFIDENTIAL INFORMATION. THIS DOCUMENT IS THE PROPERTY OF REGAL BELOIT AMERICA, INC. FORMERLY AND CONTAINS OWNERS PROPRIETARY INFORMATION. ANY PERSON, CORPORATION OR OTHER FIRM RECEIVING IT IS DEEMED BY RECEIVING IT, TO AGREE THAT IT, AND/OR ANY PART OF IT, SHALL NOT BE DISCLOSED TO ANY PERSON, CORPORATION OR OTHER ENTITY, DUPLICATED, AND/OR USED, EXCEPT AS EXPRESSLY APPROVED IN WRITING IN ADVANCE BY OWNER. THIS DOCUMENT SHALL BE RETURNED TO OWNER UPON REQUEST. IT MAY BE SUBJECT TO CERTAIN RESTRICTIONS UNDER APPLICABLE EXPORT CONTROL LAWS AND REGULATIONS. </small>				.XXX ±0.005 [0.127]	DATE 9/19/2017		PROCESS/FINISH BLACK		
				.XXXX ±0.0005 [±0.0127]	REFERENCE		SIZE C		DRAWING NUMBER 71637297
				REMOVE BURRS & BREAK SHARP EDGES: .003/.015 [076/.381] X 45°	THIRD ANGLE PROJECTION		SHEET 2 OF 2		
				CORNER FILLETS: R.02 [.51]	MACHINED SURFACES: .125 / 3.2 INCH/ mmv				
				mm SHOWN IN (BRACKETS)					