

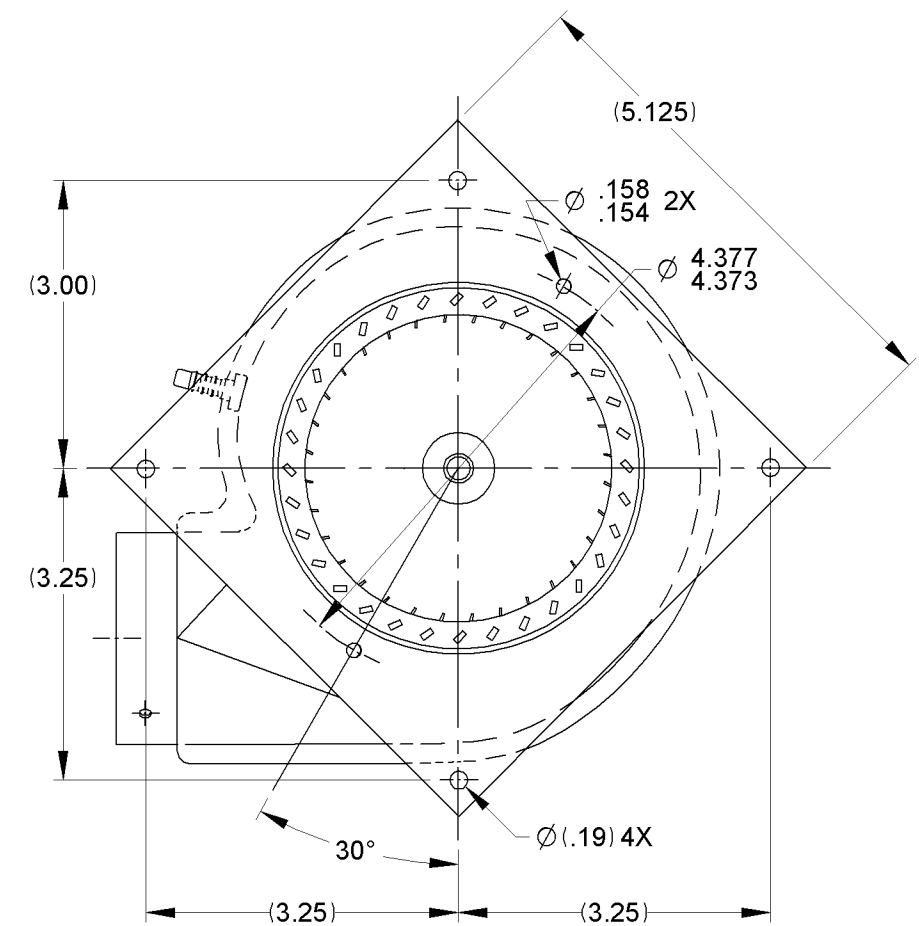
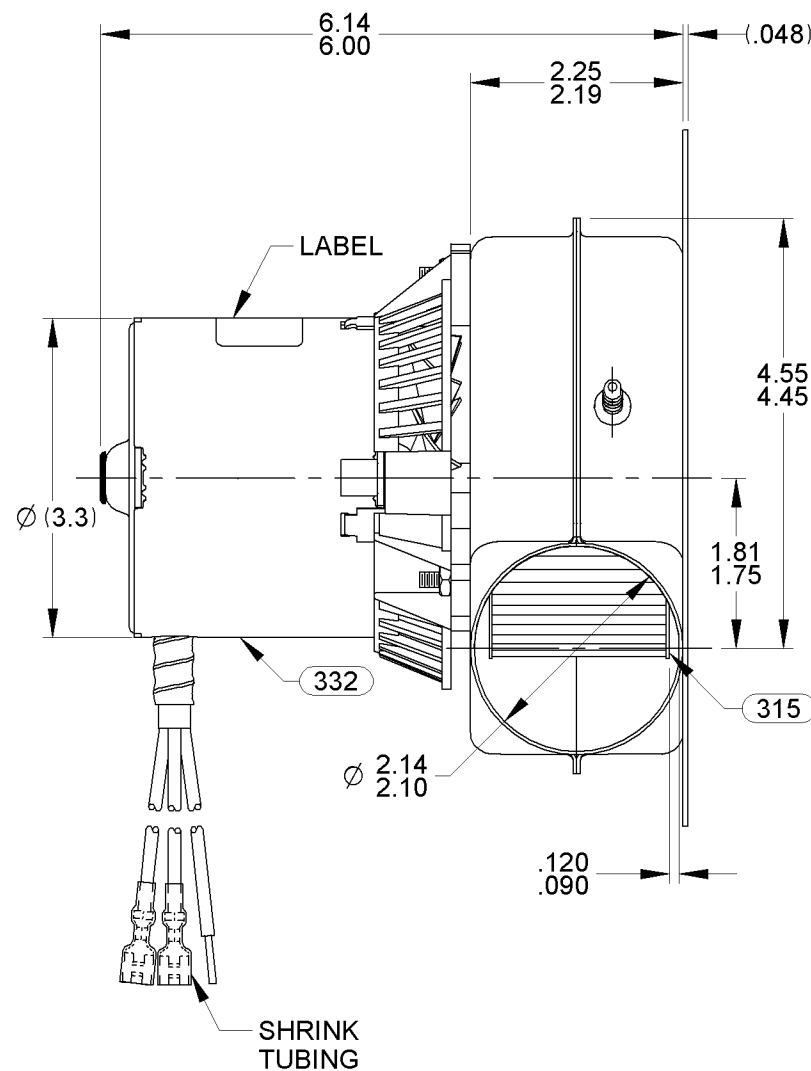
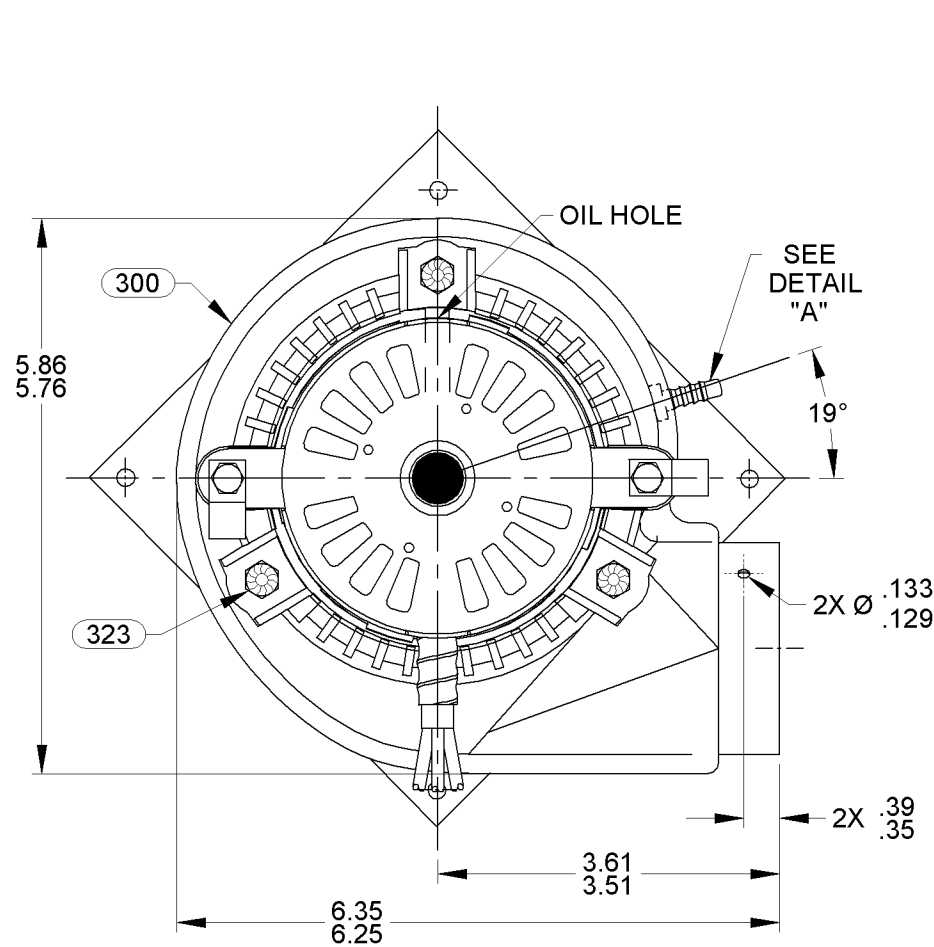
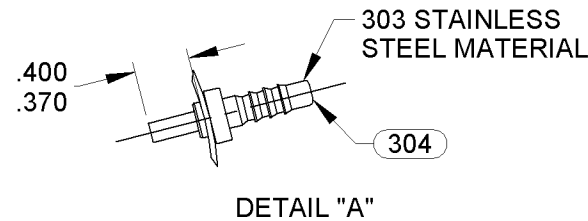
NOTES:

1. STATIC TAP TO BE TIGHT AND SECURELY FASTENED.
2. INSPECTION TEST FIXTURE IS REQUIRED.
3. STATIC TAP READING IS TO BE -76 MINIMUM CORRECTED TO STANDARD AIR (0.075 LB/FT³) WITH A 2 1/16" INLET RESTRICTOR.
4. PACK 1 PER CONTAINER, 64 MAX. PER PALLET, PACKING ASSY. 87854751, 16 CONTAINERS PER LAYER, 4 LAYERS PER PALLET, P.S. 88834200 AND P.S. 88834408.
5. CARTON LABELS MUST ALL FACE ONE DIRECTION TOWARD THE OPEN END OF THE PALLET. SEE P.S. 88834408.
6. NO PACKAGING TAPE OVER CARTON LABEL.

APPLICATION	DRAFT INDUCER								
THERMALLY PROTECTED CLASS "B" INSULATION 416 S.S. SHAFT									
B	LA	FR	A	S	C	E	B	A	
06	21	33	V	02	OF	5	3	0	
CUSTOMER					FASCO DIST.				
CUSTOMER PART NO.					A128				

LEAD MATERIAL
 18 GA. 150°C 2/64 INSUL.
 X-LINKED POLYOLEFIN,
 (1) WHITE AND (1) BLACK
 28.00/26.00 IN. LONG
 FSPADE TERMS. 89039008
 AMP 42660-2

GROUND LEAD MATERIAL
 18 GA. 125°C 2/64 INSUL.
 X-LINKED POLY. GRN/YEL
 28.00/26.00 IN. LONG
 .56/.44 IN. STRIP



TYPICAL PERFORMANCE TEST DATA WITH 2 1/16" INLET RESTRICTOR

ECO. NO.	REV.	DATE	APPROVAL	AT 120 VOLTS 60 HZ.			APPROVALS	DATE
				R.P.M.	WATTS	AMPS		
4002232	11	06/02/11	MLM/PLA	3135	68	.84	DRAWN SDM	09/13/2005
4009310	12	5/28/2013	SDM/SED				CHECKED PLA	09/13/2005
				BLOWER WEIGHT 4.0 LBS.			FINISH COLOR BLOWER - ALUM. STL. MOTOR - FLAT BLACK	END PLAY .030/.010

UNLESS OTHERWISE SPECIFIED DIMENSIONS ARE IN INCHES TOLERANCES ARE:
 FRACTIONS ± 1/16 DECIMALS XX ± .01 ANGLES ± 1°
 XXX ± .005

FASCO FASCO MOTORS GROUP
 AC MOTOR/BLOWER DIVISION

CONFIDENTIAL: DO NOT DUPLICATE OR DISCLOSE TO THIRD PARTIES WITHOUT WRITTEN PERMISSION OF FASCO MOTORS GROUP, AC MOTOR/BLOWER DIVISION.

TITLE
BLOWER ASSEMBLY

SIZE **B** DWG. NO. 7021 9732 REV. 12

DO NOT SCALE DRAWING SHEET 1 OF 1