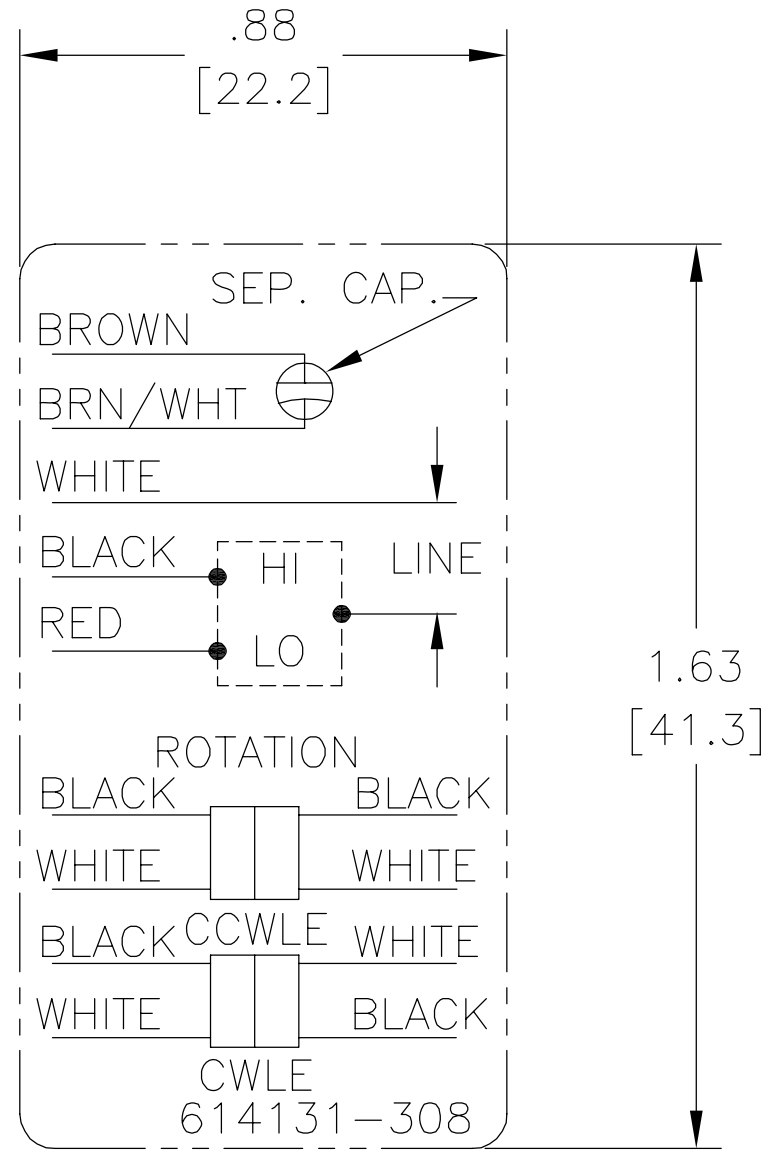


REV	ECO	REV BY	DATE	APPD	DATE
B	ECO-0021670	jrupert	07-22-2011	jrupert	07-22-2011



NOTES:

1. FOR USE WITH 614129 NAMEPLATE BLANK
2. — — — — — INDICATES DIMENSION LIMITS
3. DIE TO BE MADE FROM MASTER SUPPLIED BY A. O. SMITH CORPORATION
4. DIE MUST PRODUCE A LEGIBLE IMPRESSION.

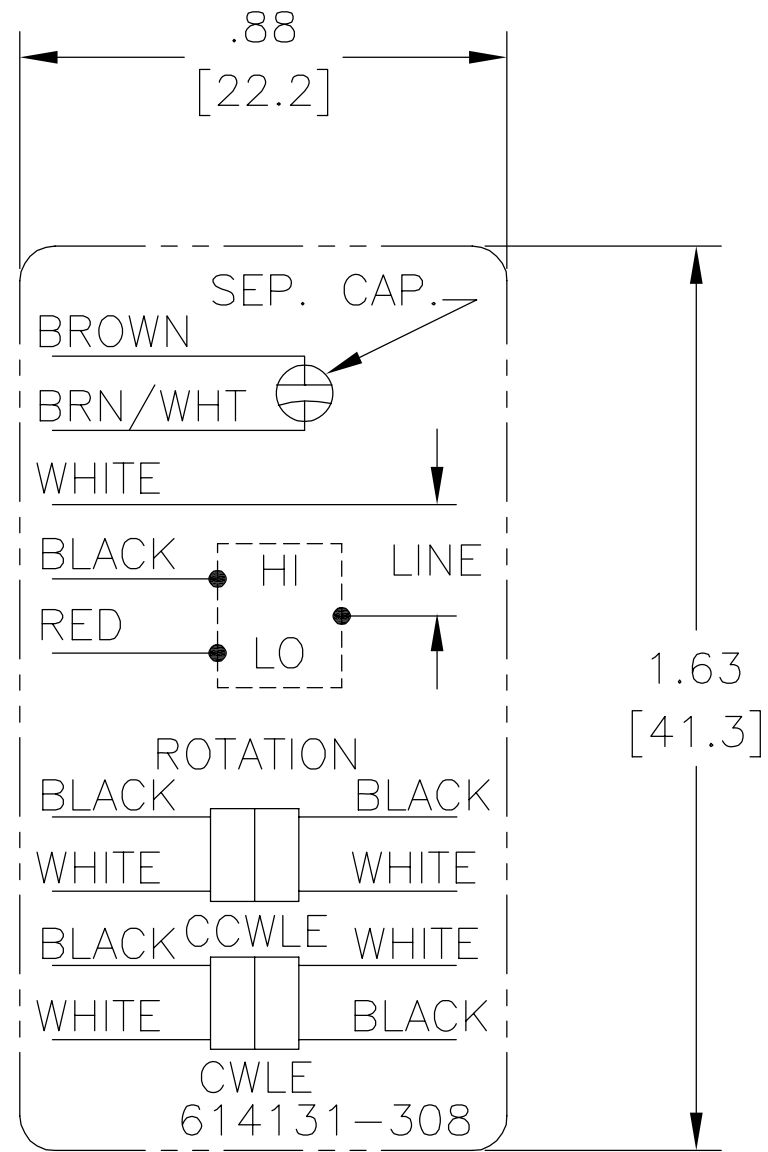
GEOMETRIC CHARACTERISTICS & SYMBOLS  
 ▭ FLATNESS  
 — STRAIGHTNESS  
 < ANGLARITY  
 ⊥ PERPENDICULARITY (SQUARENESS)  
 // PARALLELISM  
 ○ ROUNDNESS (CIRCULARITY)  
 ∅ CYLINDRICITY  
 △ PROFILE OF ANY SURFACE  
 ∩ PROFILE OF ANY LINE  
 ↑ RUNOUT  
 ⊕ TRUE POSITION  
 ⊙ CONCENTRICITY  
 = SYMMETRY

UNLESS OTHERWISE SPECIFIED  
 DIM. TOLERANCES ARE AS FOLLOWS:  
 INCH X XX XXX XXXX  
 mm ±0.5 ±0.13 ±0.013  
 ANG. ±.50 DEG  
 REMOVE BURRS & BREAK SHARP EDGES:  
 INCH .003-.015 mm 0.1-0.4  
 CORNER FILLETS TO:  
 INCH .020 mm 0.5  
 MACHINE SURFACES:  
 INCH 125 mm 3.2  
 METRIC DIMS. SHOWN IN [BRACKETS]

DR BY: jrupert 07-22-2011  
 APPD: jrupert 07-22-2011  
 THIRD ANGLE PROJECTION  
 EDS DATE 02-22-2008  
 FORMAT REV F  
 CONFIDENTIAL: THIS DRAWING AND ITS INFORMATION ARE THE EXCLUSIVE AND CONFIDENTIAL PROPERTY OF A.O. SMITH CORP. AND ARE NOT TO BE DISCLOSED, DUPLICATED, DISTRIBUTED OR OTHERWISE USED WITHOUT THE WRITTEN CONSENT OF A.O. SMITH CORP.  
 -ALL RIGHTS RESERVED. ASME Y14.5M 1994

		<b>ELECTRICAL PRODUCTS COMPANY</b> <small>A DIVISION OF A. O. SMITH CORPORATION</small>	
DESCRIPTION CONN DIAGRAM NAMEPLATE			
SIZE A	DWG NO 614131-308		
SCALE NONE			SHEET 1

REVISION:	ECO	REVISADO POR:	FECHA:	APROBADO POR:	FECHA:
B	ECO-0021670	jrupert	07-22-2011	jrupert	07-22-2011

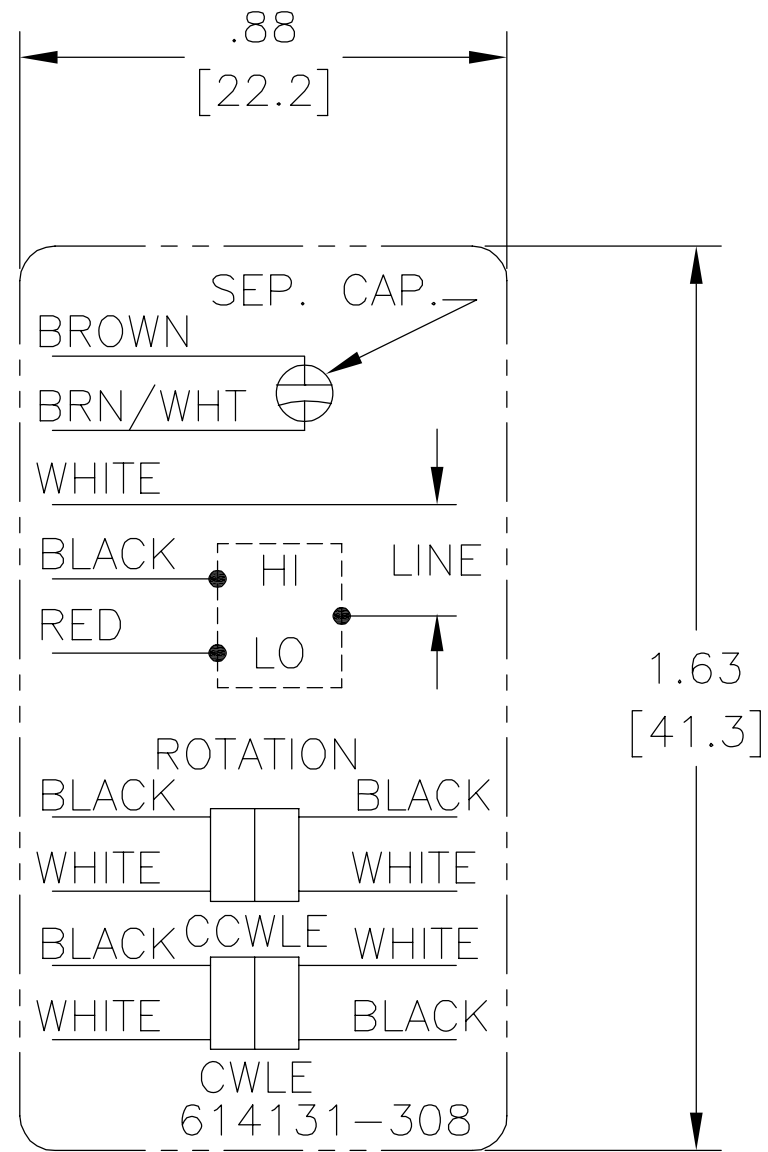


NOTES:

1. FOR USE WITH 614129 NAMEPLATE BLANK
2. — — — — — INDICATES DIMENSION LIMITS
3. DIE TO BE MADE FROM MASTER SUPPLIED BY A. O. SMITH CORPORATION
4. DIE MUST PRODUCE A LEGIBLE IMPRESSION.

CARACTERISTICAS DE GEOMETRIA Y SIMBOLOS ▯ PLANICIDAD — RECTITUD < ANGULARIDAD ⊥ PERPENDICULARIDAD (A ESCUADRA) // PARALELISMO ○ REDONDEZ (CIRCULARIDAD) ∅ CILINDRICIDAD △ PERFIL DE CUALQUIER SUPERFICIE ∩ PERFIL DE CUALQUIER LINEA ↑ VARIACION ⊕ POSICION REAL ⊙ CONCENTRICIDAD = SIMETRIA	A MENOS QUE SE ESPECIFIQUE DE OTRA MANERA, LAS TOLERANCIAS DE LAS DIMS; SON LAS SIGUIENTES: X XX XXX XXXX PULG ±.1 ±.02 ±.005 ±.0005 mm ±0.5 ±0.13 ±0.013 ANG. ±.50 GRADOS ELIMINAR REBABAS Y ORILLAS FILOSAS DEL BORDE. PULG .003-.015 mm 0.1-0.4 FILETEAR ESQUINA: PULG .020 mm 0.5 MAQUINAR SUPERFICIES PULG 125 mm 3.2 DIMS METRICAS MOSTRADAS [PARENTESIS]	DIBUJADO POR: jrupert 07-22-2011 APROBADO POR: jrupert 07-22-2011 TERCER ANGULO DE PROYECCION ⊕	FECHA EDS: 02-22-2008 REV. FORMATO: F	<b>ACSmith</b> Innovation has a name. <b>ELECTRICAL PRODUCTS COMPANY</b> A DIVISION OF A. O. SMITH CORPORATION
	CONFIDENCIAL: ESTE DIBUJO Y SU INFORMACION SON PROPIEDAD DE USO EXCLUSIVO Y CONFIDENCIAL DE A.O.SMITH CORP. Y NO DEBERAN SER REVELADOS, DUPLICADOS, DISTRIBUIDOS O USARSE DE OTRA MANERA SIN EL CONSENTIMIENTO ESCRITO DE A.O. SMITH CORP. -TODOS LOS DERECHOS RESERVADOS.ASME Y14.5M 1994	DESCRIPCION: CONN DIAGRAM NAMEPLATE		
	TAMAÑO: A ESCALA: NONE	NUMERO DE DIBUJO: 614131-308	HOJA: 1	

版本	ECO	编制	日期	批准	日期
B	ECO-0021670	jrupert	07-22-2011	jrupert	07-22-2011



NOTES:

1. FOR USE WITH 614129 NAMEPLATE BLANK
2. ——— ———— INDICATES DIMENSION LIMITS
3. DIE TO BE MADE FROM MASTER SUPPLIED BY A. O. SMITH CORPORATION
4. DIE MUST PRODUCE A LEGIBLE IMPRESSION.

形位公差 □ 平面度 — 直线度 ∠ 倾斜度 ⊥ 垂直度 // 平行度 ○ 圆度 ⊙ 圆柱度 △ 面轮廓度 ∩ 线轮廓度 ↗ 圆跳动 ⊕ 位置度 ◎ 同轴度 ≡ 对称度	除另有注明 尺寸公差如下: 英寸 X XX XXX XXXX ±.1 ±.02 ±.005 ±.0005 毫米 ±0.5 ±0.13 ±0.013 角度 ±.50 度 清理毛刺和尖棱 英寸 .003-.015 毫米 0.1-0.4 内圆角 英寸 .020 毫米 0.5 表面粗糙度 英制 125 米制 3.2 米制尺寸显示在 [ ]
---	--

绘图:	jrupert	07-22-2011
批准:	jrupert	07-22-2011
第三角投影		图纸格式发布日期 02-22-2008 图纸格式版本 F
机密: 本图纸及相关信息所有权归A. O. SMITH公司所有。 未经A. O. SMITH公司书面授权, 不得泄露、复制、传播或作 其他用途。—版权所有		
ASME Y14.5M 1994		

		<b>ELECTRICAL PRODUCTS COMPANY</b> <small>A DIVISION OF A. O. SMITH CORPORATION</small>	
名称 CONN DIAGRAM NAMEPLATE			
图幅	A	图号	614131-308
比例	NONE	页号	1