

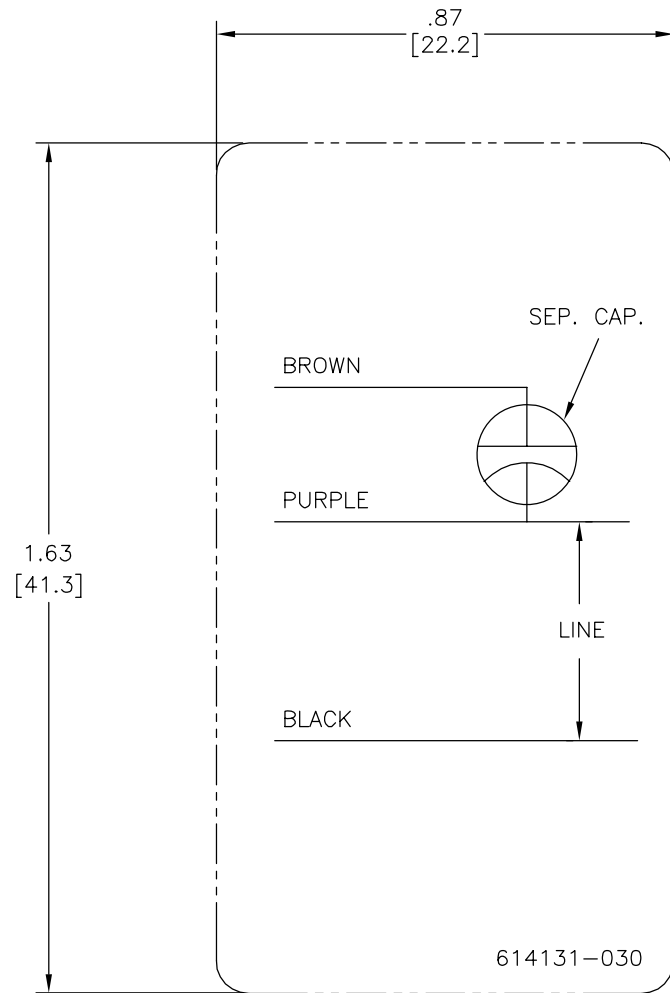
4

3

2

1

REV	ECO	REV BY	DATE	APPD	DATE
B	0019812	YL	04-08-2011	CZ	04-08-2011



NOTES:

1. FOR USE WITH 614129 OR 2513020-001 NAMEPLATE BLANKS;
2. - - - - - INDICATES DIMENSION LIMITS

GEOMETRIC CHARACTERISTICS & SYMBOLS	
	FLATNESS
	STRAIGHTNESS
	ANGULARITY
	PERPENDICULARITY (SQUARENESS)
	PARALLELISM
	ROUNDNESS (CIRCULARITY)
	CYLINDRICITY
	PROFILE OF ANY SURFACE
	PROFILE OF ANY LINE
	RUNOUT
	TRUE POSITION
	CONCENTRICITY
	SYMMETRY

UNLESS OTHERWISE SPECIFIED  
DIM. TOLERANCES ARE AS FOLLOWS:

INCH	X	XX	XXX	XXXX
	±.1	±.02	±.005	±.0005
mm	±0.5	±0.13	±0.013	

ANG. ±.50 DEG  
REMOVE BURRS & BREAK SHARP EDGES:  
INCH .003-.015 mm 0.1-0.4

CORNER FILLETS TO:  
INCH .020 mm 0.5

MACHINE SURFACES:  
INCH 125 mm 3.2

METRIC DIMS. SHOWN IN [BRACKETS]

DR BY:	YL	04-08-2011
APPD:	CZ	04-08-2011
THIRD ANGLE PROJECTION		EDS DATE 02-22-2008 FORMAT REV F
CONFIDENTIAL: THIS DRAWING AND ITS INFORMATION ARE THE EXCLUSIVE AND CONFIDENTIAL PROPERTY OF A.O. SMITH CORP. AND ARE NOT TO BE DISCLOSED, DUPLICATED, DISTRIBUTED OR OTHERWISE USED WITHOUT THE WRITTEN CONSENT OF A.O. SMITH CORP. -ALL RIGHTS RESERVED. ASME Y14.5M 1994		

		<b>ELECTRICAL PRODUCTS COMPANY</b> <small>A DIVISION OF A. O. SMITH CORPORATION</small>	
DESCRIPTION CONN DIAGRAM-NAMEPLATE			
SIZE	C	DWG NO	614131-030
SCALE	NONE	SHEET 1	

4

3

2

1

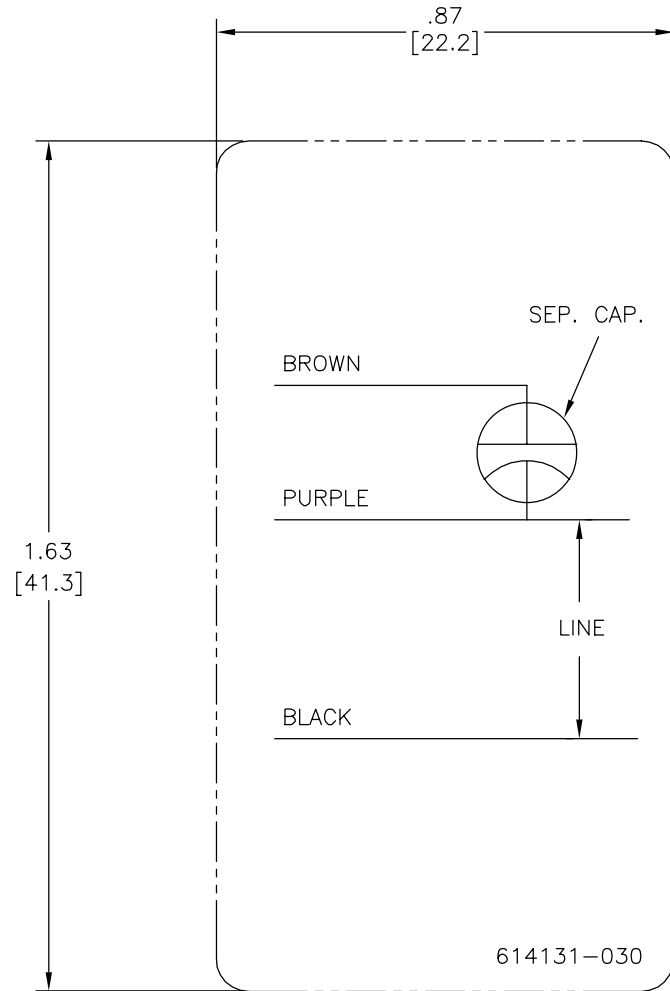
4

3

2

1

REVISION:	ECO	REVISADO POR:	FECHA:	APROBADO POR:	FECHA:
B	0019812	YL	04-08-2011	CZ	04-08-2011



NOTES:

1. FOR USE WITH 614129 OR 2513020-001 NAMEPLATE BLANKS;
2. - - - - - INDICATES DIMENSION LIMITS

CARACTERISTICAS DE GEOMETRIA Y SIMBOLOS ▧ PLANICIDAD - RECTITUD < ANGULARIDAD ⊥ PERPENDICULARIDAD (A ESCUADRA) // PARALELISMO ○ REDONDEZ (CIRCULARIDAD) ∅ CILINDRICIDAD △ PERFIL DE CUALQUIER SUPERFICIE ∩ PERFIL DE CUALQUIER LINEA ↗ VARIACION ⊕ POSICION REAL ⊙ CONCENTRICIDAD = SIMETRIA
---

DIBUJADO POR: YL	04-08-2011
APROBADO POR: CZ	04-08-2011
TERCER ANGULO DE PROYECCION	⊕ ⊞ FECHA EDS: 02-22-2008 REV. FORMATO: F
CONFIDENCIAL: ESTE DIBUJO Y SU INFORMACION SON PROPIEDAD DE USO EXCLUSIVO Y CONFIDENCIAL DE A.O.SMITH CORP. Y NO DEBERAN SER REVELADOS, DUPLICADOS, DISTRIBUIDOS O USARSE DE OTRA MANERA SIN EL CONSENTIMIENTO ESCRITO DE A.O. SMITH CORP. -TODOS LOS DERECHOS RESERVADOS.ASME Y14.5M 1994	

<b>ELECTRICAL PRODUCTS COMPANY</b> <small>INNOVATION HAS A NAME. A DIVISION OF A. O. SMITH CORPORATION</small>
DESCRIPCION: CONN DIAGRAM-NAMEPLATE
TAMAÑO: C      NUMERO DE DIBUJO: 614131-030
ESCALA: NONE      HOJA: 1

4

3

2

1

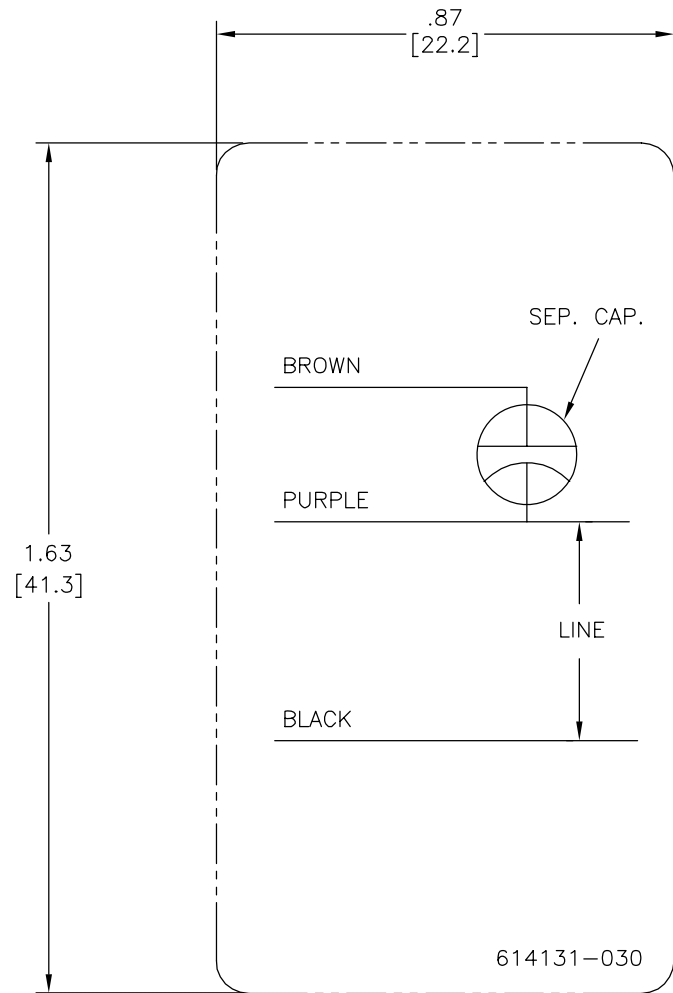
4

3

2

1

版本	ECO	编制	日期	批准	日期
B	0019812	YL	04-08-2011	CZ	04-08-2011



NOTES:

- FOR USE WITH 614129 OR 2513020-001 NAMEPLATE BLANKS;
- INDICATES DIMENSION LIMITS

形位公差
□ 平面度
— 直线度
∠ 倾斜度
⊥ 垂直度
// 平行度
○ 圆度
⊘ 圆柱度
△ 面轮廓度
∩ 线轮廓度
⊕ 圆跳动
⊙ 位置度
⊗ 同轴度
≡ 对称度

绘图:	YL	04-08-2011
批准:	CZ	04-08-2011
第三角投影		图纸格式发布日期 02-22-2008 图纸格式版本 F
机密: 本图纸及相关信息所有权归A. O. SMITH公司所有。未经A. O. SMITH公司书面授权, 不得泄露、复制、传播或作其他用途。--版权所有		
ASME Y14.5M 1994		

<b>ACSmith</b> Innovation has a name.		<b>ELECTRICAL PRODUCTS COMPANY</b> A DIVISION OF A. O. SMITH CORPORATION	
名称 CONN DIAGRAM-NAMEPLATE			
图幅	C	图号	614131-030
比例	NONE	页号	1

4

3

2

1