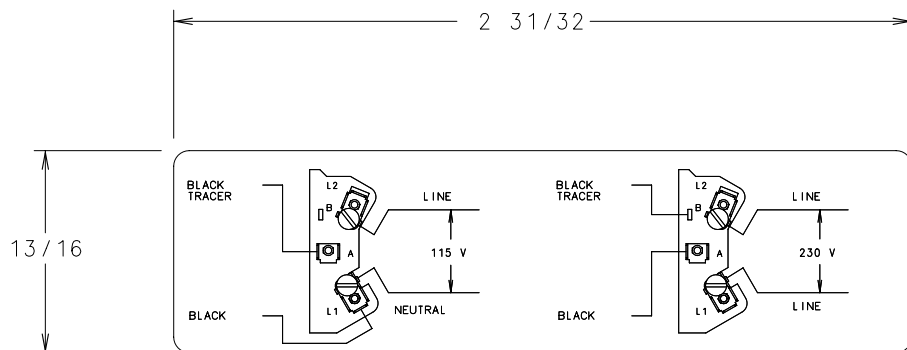
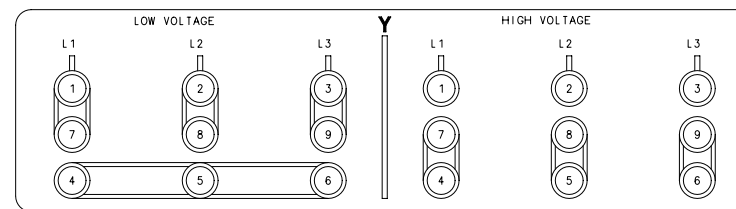


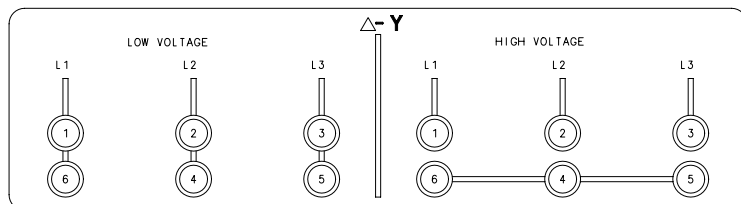
614621



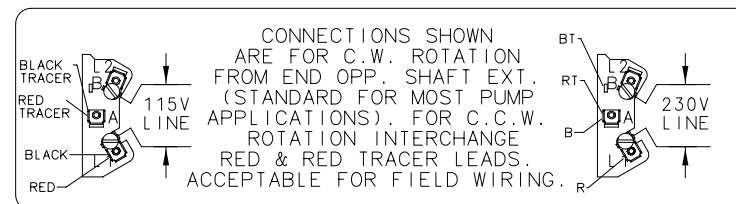
614621-001



614621-002



614621-003



614621-004

NOTES:

- 1) FOR USE WITH 614620 NAMEPLATE BLANK
- 2) DIE MUST PRODUCE A LEGIBLE IMPRESSION
- 3) _____ INDICATES DIMENSIONAL LIMITS. NO BOUNDRY LINES.

DATE	CHANGED FROM	APPROVED ENG/DRF	NOTICE	DATE	CHANGED FROM	APPROVED ENG/DRF	NOTICE	GEOMETRIC CHARACTERISTICS & SYMBOLS	UNLESS OTHERWISE SPECIFIED DIMENSION TOLERANCES ARE AS FOLLOWS	MATERIAL	DRAWN	G. GOLDY 3/8/02	A.O. SMITH ELECTRICAL PRODUCTS CORPORATION TIPP CITY, OHIO COPYRIGHT 1995	
				E 03/08/02	REVISED AND REDRAWN	ME OGGG	0240966	□ FLATNESS — STRAIGHTNESS ∠ ANGULARITY ⊥ PERPENDICULARITY (SQUARENESS) ∥ PARALLELISM ○ ROUNDNESS (CIRCULARITY) ⊘ CYLINDRICITY ⌒ PROFILE OF ANY SURFACE ⌒ PROFILE OF ANY LINE ↗ RUNOUT ⊕ TRUE POSITION ◎ CONCENTRICITY = SYMMETRY	INCHES .X .XX .XXX ±.02 ±.005 METRIC ±.5 ±.13 ±.005 ANGLES ±.50 DEG REMOVE BURRS AND BREAK SHARP EDGES .003-.015 CORNER FILLETS TO .020 MACHINE SURFACES 125 ✓	-	APPROVED	-	DESCRIPTION CONNECTION DIAGRAM EXTNL.	
				F 07/03/02	DISCONTINUED -003	BLSJLC	0242622	CONFIDENTIAL: THIS DRAWING AND ITS INFORMATION ARE THE EXCLUSIVE AND CONFIDENTIAL PROPERTY OF A. O. SMITH CORP. AND ARE NOT TO BE DISCLOSED, DUPLICATED, DISTRIBUTED OR OTHERWISE USED WITHOUT THE WRITTEN CONSENT OF A. O. SMITH CORP. - ALL RIGHTS RESERVED	PROCESS	REFERENCE	-	DESCRIPTION		
				G 06/20/03	REACTIVATED -003	JR GGG	0343611				APPLICATION	-	SIZE B	PART NUMBER 614621-004
											USER/FILE/COMM, MISC		SCALE 2 / 1	NOTICE CHARTED SHEET 1