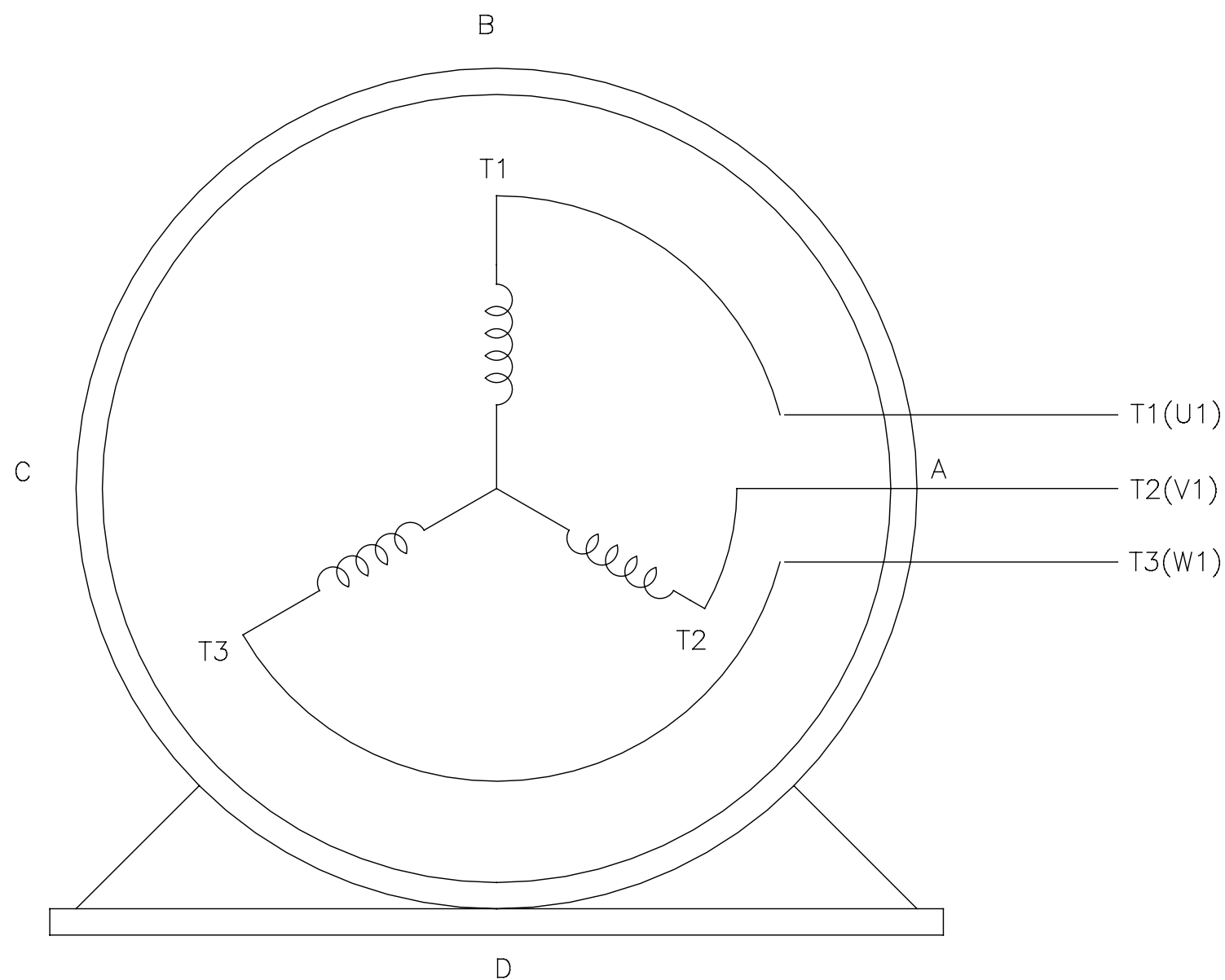
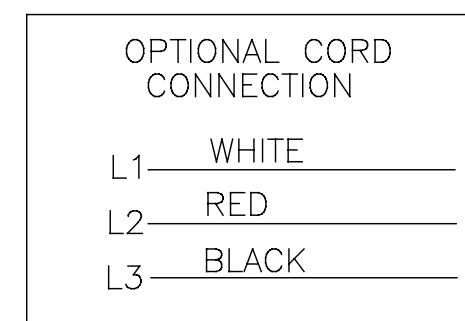
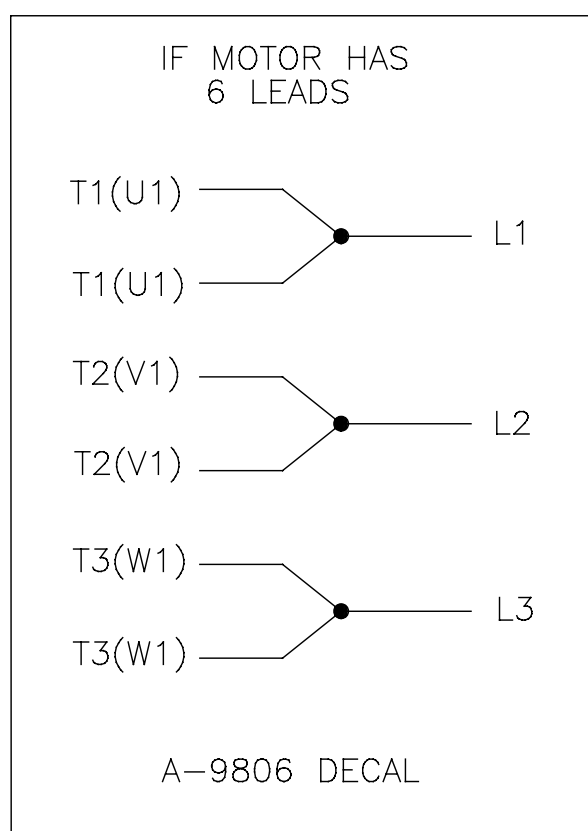


THREE PHASE – SINGLE VOLTAGE
MOTOR – CONDUIT BOX @ 'A'

TO REVERSE ROTATION:
INTERCHANGE ANY TWO LINE
LEAD CONNECTIONS



VIEW OF TERMINAL END



| | | | | | |
|------------------------------------|--------------------------|--------------------|--|--------------------------|--------------------------------------|
| DRAWING REVISION B | REVISION BY M.RODARTE | DATE 01-27-2016 | TOLERANCES UNLESS OTHERWISE SPECIFIED DEC. INCH mm ANGLE .X ±0.1 [±2.5] ±0.5° .XX ±0.02 [±0.51] .XXX ±0.005 [±0.127] .XXXX ±0.0005 [±0.0127] | DRAWN BY: H.SANCHEZ | Regal Beloit America, Inc. |
| ECO 0084243 | APPROVED BY M.RODARTE | DATE 01-27-2016 | REMOVE BURRS & BREAK SHARP EDGES .003/.015 [0.076/.381] CORNER FILLETS .02 [.51] MACHINED SURFACES 125/INCH 3.2/mm | DATE: 06-14-2012 | |
| ECO DESCRIPTION UPDATE REVISION | | | REGAL BELLOIT AMERICA, INC. ALL RIGHTS RESERVED. PROPRIETARY AND CONFIDENTIAL INFORMATION - THIS DOCUMENT IS THE PROPERTY OF REGAL BELLOIT AMERICA, INC. (OWNERS) AND CONTAINS OWNERS PROPRIETARY INFORMATION. ANY PERSON, CORPORATION OR OTHER FIRM RECEIVING IT IS DEEMED, BY RECEIVING IT, TO AGREE THAT IT, AND/OR ANY PART OF IT, SHALL NOT BE DISCLOSED TO ANY PERSON, CORPORATION OR OTHER ENTITY, DUPLICATED, AND/OR USED, EXCEPT AS EXPRESSLY APPROVED IN WRITING IN ADVANCE BY OWNER. THIS DOCUMENT SHALL BE RETURNED TO OWNER UPON REQUEST. IT MAY BE SUBJECT TO CERTAIN RESTRICTIONS UNDER APPLICABLE EXPORT CONTROL LAWS AND REGULATIONS. | APPROVED BY: D.JAMARA | DESCRIPTION CONN DIAGRAM-EXTERNAL |
| | | | | DATE: 06-14-2012 | MATERIAL |
| | | | | REFERENCE | PROCESS/FINISH |
| | | | | THIRD ANGLE PROJECTION | SIZE DWG NO C D0000398-001 |
| | | | | | SHEET 1 |