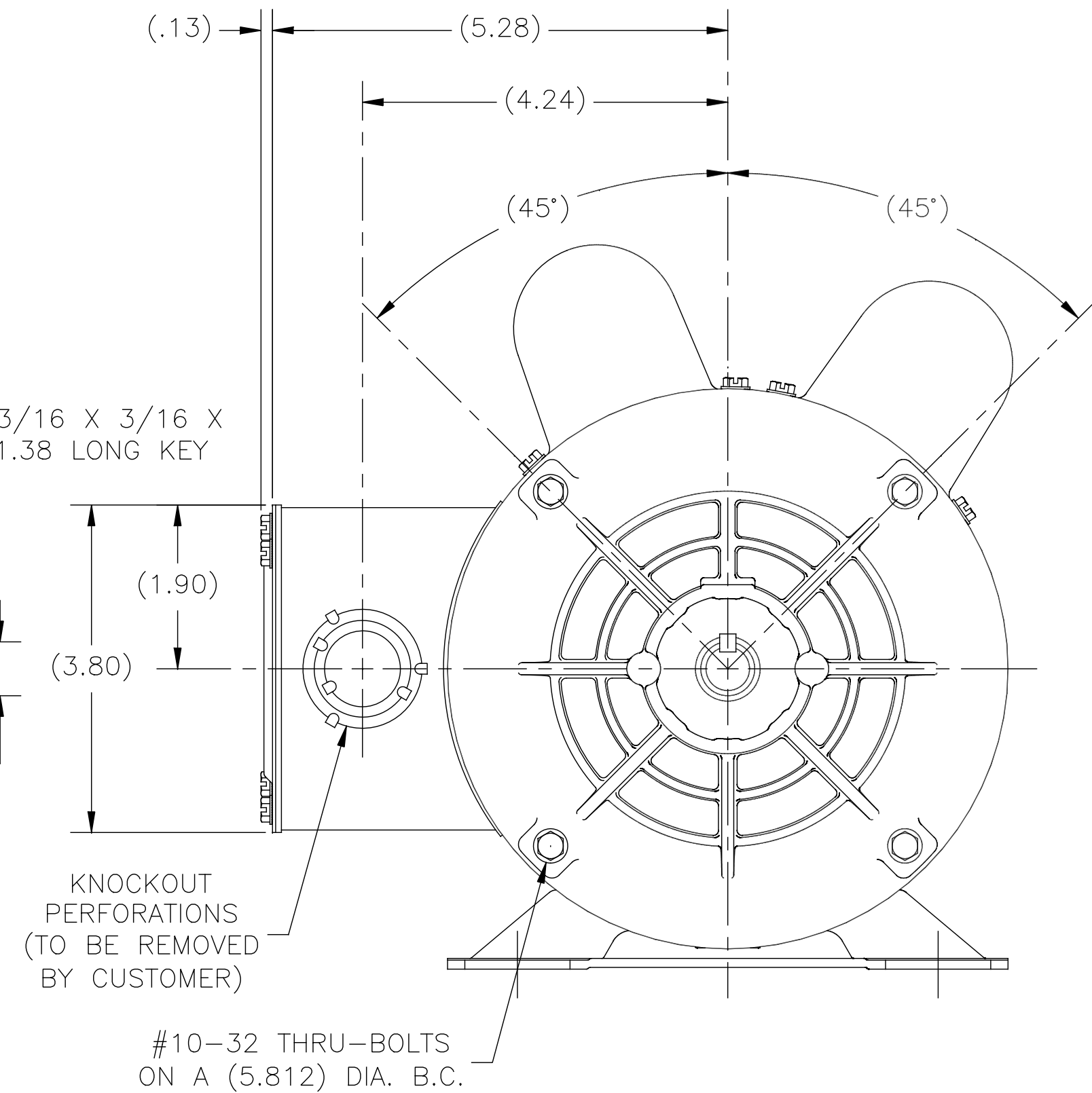
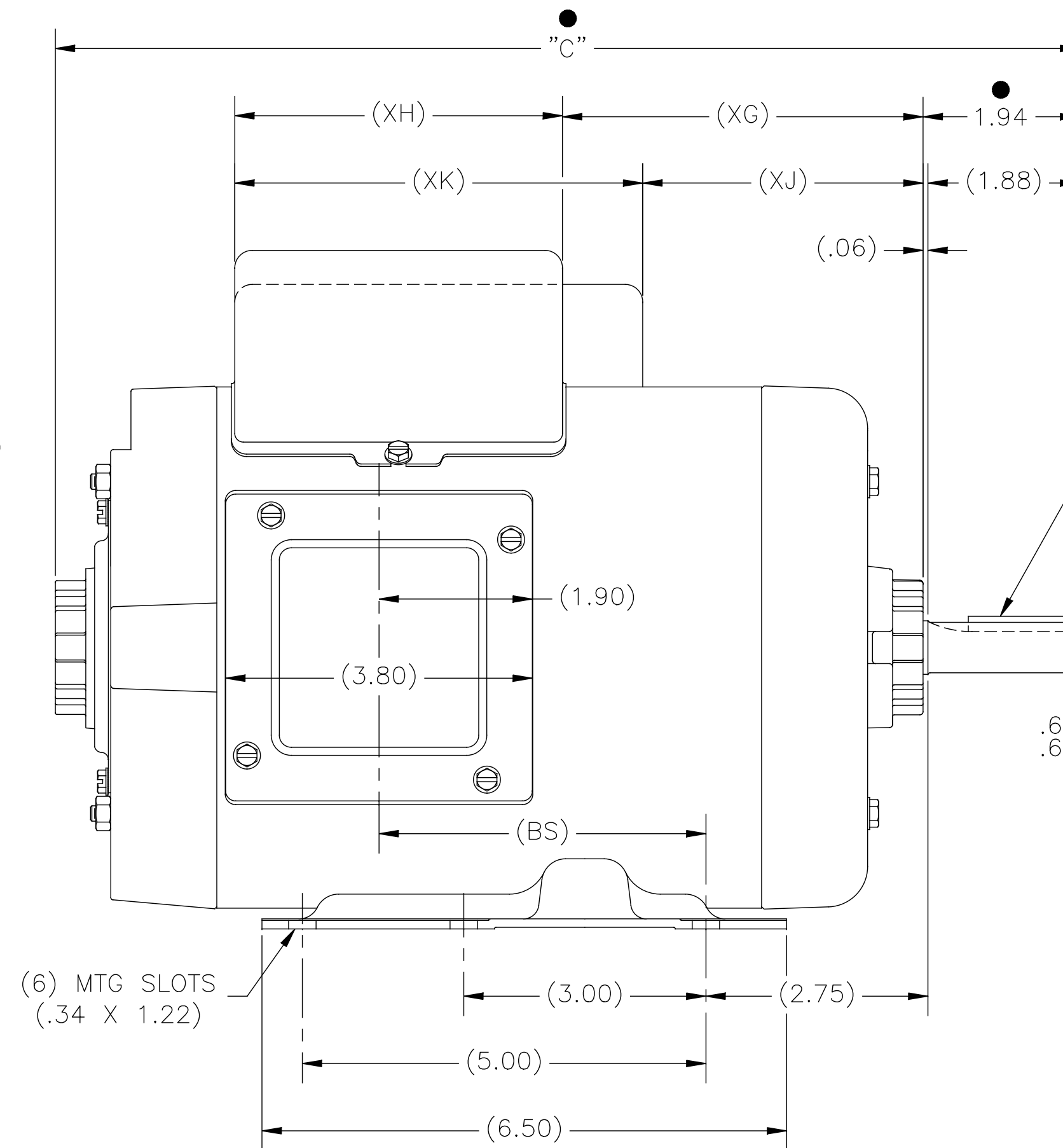
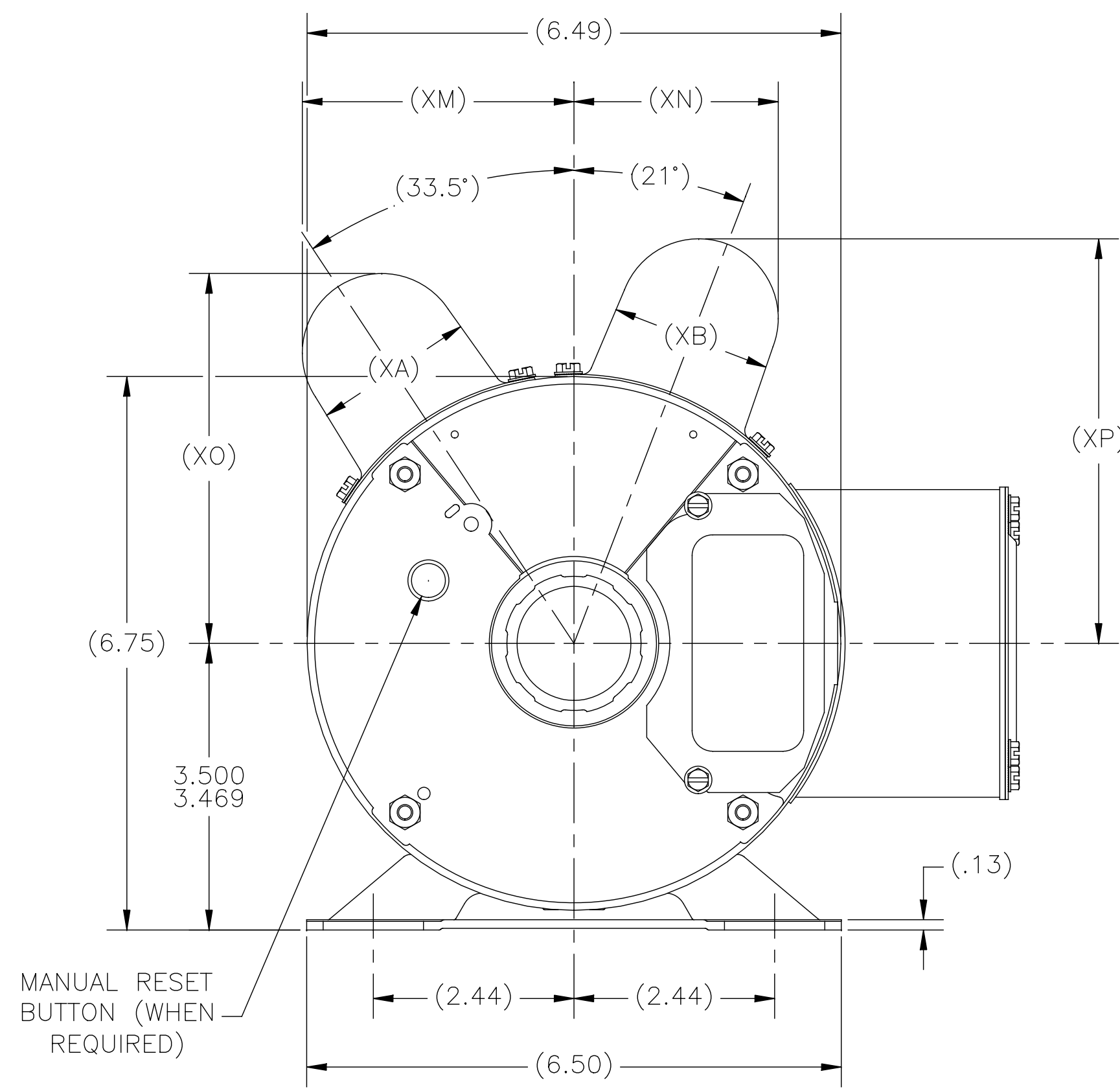


ALL DIMENSIONS SHOWN IN PARENTHESIS ARE REFERENCE DIMENSIONS. ALL OTHER DIMENSIONS ARE TOLERANCED PER THE FOLLOWING CHART UNLESS OTHERWISE SPECIFIED.

"C" DIM. = +/- .055  
 SHAFT EXT. = +/- .034  
 LEAD LENGTHS = +/- 1.00  
 EXTENDED THRU-BOLTS = +/- .050  
 ANGULAR DIM. = +/- 2°



-03														
-02														
-01	CP	P56H	13.94	5.31	2.01	1.64	5.71	4.08	4.72	5.06	3.31	2.25	4.50	4.60
GROUP	TYPE	FRAME	"C"	(BS)	(XA)	(XB)	(XG)	(XH)	(XJ)	(XK)	(XM)	(XN)	(XO)	(XP)

DRAWING REVISION E 0098990	REVISION BY A. LITTLE/JOHN J. HESS	DATE 08-08-2016 08-12-2016	TOLERANCES UNLESS OTHERWISE SPECIFIED DEC. INCH mm ANGLE .X ±0.1 [±2.5] ±0.5° .XX ±0.02 [±0.51] .XXX ±0.005 [±0.127] .XXXX ±0.0005 [±0.0127]	DRAWN BY FILM DATE: 12-15-1986	Regal Beloit America, Inc. DESCRIPTION MODEL-CFHP-56FR OUTLINE MATERIAL PROCESS/FINISH
2000 DESCRIPTION THRU-BOLT CHANGE	APPROVED BY MH	DATE 01-06-1987	REMOVE BURRS & BREAK SHARP EDGES .003/.015 [0.076/.381] CORNER FILLETS .02 [.51] MACHINED SURFACES .001 INCH .025 mm mm SHOWN IN [BRACKETS]	APPROVED BY MH	
COPYRIGHT REGAL BELOIT AMERICA, INC. ALL RIGHTS RESERVED. PROPRIETARY AND CONFIDENTIAL INFORMATION - THE DOCUMENT IS THE PROPERTY OF REGAL BELOIT AMERICA, INC. (OWNER) AND CONTAINS OWNER'S PROPRIETARY INFORMATION. ANY REPRODUCTION OR OTHER FORM OF DISSEMINATION OF THIS DOCUMENT TO ANY PERSON, CORPORATION OR OTHER ENTITY, AND/OR USED, EXCEPT AS EXPRESSLY APPROVED IN WRITING IN ADVANCE BY OWNER, THIS DOCUMENT SHALL BE RETURNED TO OWNER UPON REQUEST. IT MAY BE SUBJECT TO CERTAIN RESTRICTIONS UNDER APPLICABLE EXPORT CONTROL LAWS AND REGULATIONS.			THIRD ANGLE PROJECTION	SIZE (DWG NO) D 174085	SHEET 1