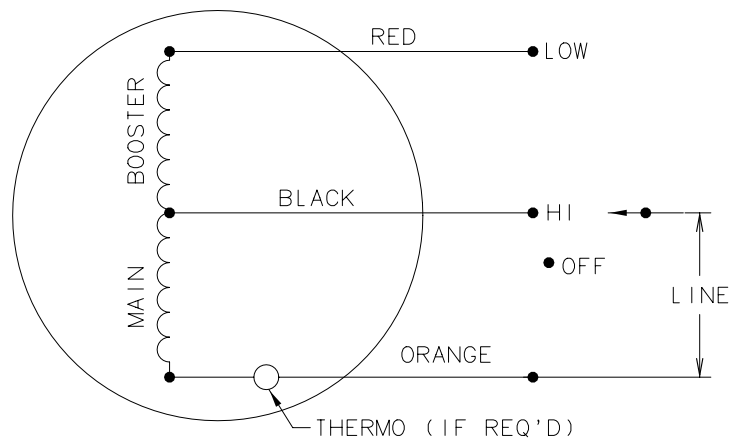
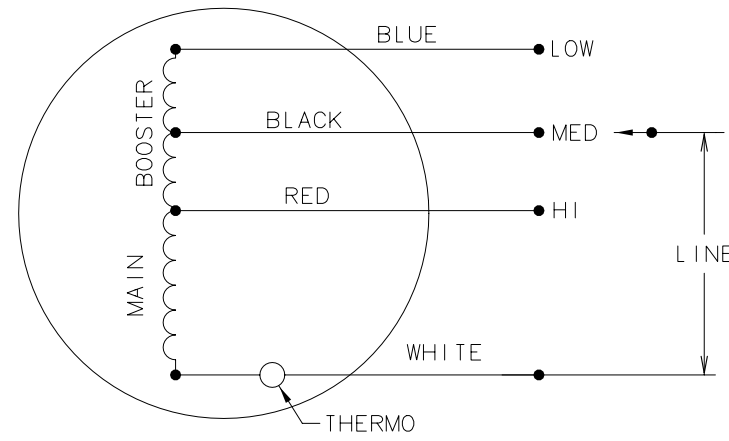


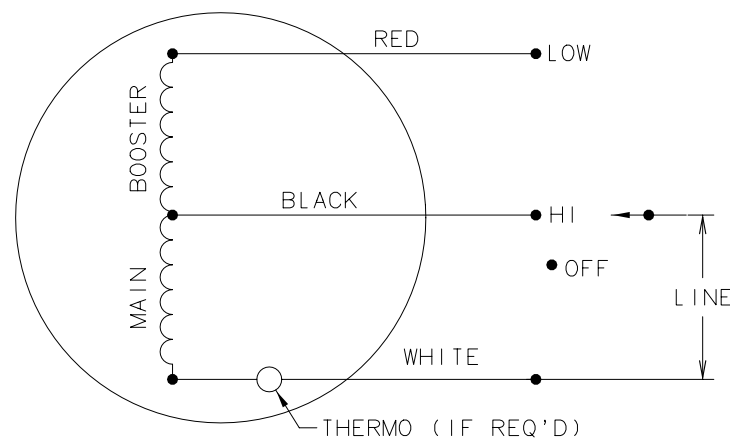
1022B34



2 SPEED, FIG. 1



3 SPEED, FIG. 2



2 SPEED, FIG. 3

QUALITY CONTROL NOTE:
TO CHECK THE WDGS. FOR OPENS, VERIFY
THE CONTINUITY AS FOLLOWS:

FIG. 1--BETWEEN THE RED & ORANGE LEADS

FIG. 2--BETWEEN THE WHITE & BLUE LEADS

FIG. 3--BETWEEN THE RED & WHITE LEADS

DATE	CHANGED FROM	APPROVED ENG DRF	NOTICE	DATE	CHANGED FROM	APPROVED ENG DRF	NOTICE	GEOMETRIC CHARACTERISTICS & SYMBOLS	UNLESS OTHERWISE SPECIFIED DIMENSION TOLERANCES ARE AS FOLLOWS	MATERIAL	DRAWN	STOKES 06/23/81	A DIVISION OF A.O. SMITH CORPORATION ELECTRICAL PRODUCTS COMPANY TIPP CITY, OHIO COPYRIGHT 1995
				07/09/03	REDRAWN TO CAD		0343946	□ FLATNESS — STRAIGHTNESS < ANGULARITY ⊥ PERPENDICULARITY (SQUARENESS) // PARALLELISM ○ ROUNDNESS (CIRCULARITY) ∅ CYLINDRICITY ⊖ PROFILE OF ANY SURFACE ⊕ PROFILE OF ANY LINE ∞ RUNOUT ⊕ TRUE POSITION ⊙ CONCENTRICITY = SYMMETRY	.INCHES .XX .XXX ±.02 ±.005 METRIC ±.5 ±.13 ANGLES ±.50 DEG REMOVE BURRS AND BREAK SHARP EDGES .003-.015, CORNER FILLETS TO .020 MACHINE SURFACES 125 ✓	-	APPROVED	CORBIN 60/30/81	
										PROCESS	REFERENCE	-	CONN. DIAGRAM SIZE B PART NUMBER 1022B34
											APPLICATION	-	CONFIDENTIAL: THIS DRAWING AND ITS INFORMATION ARE THE EXCLUSIVE AND CONFIDENTIAL PROPERTY OF A.O. SMITH CORP. AND ARE NOT TO BE DISCLOSED, DUPLICATED, DISTRIBUTED OR OTHERWISE USED WITHOUT THE WRITTEN CONSENT OF A.O. SMITH CORP. - ALL RIGHTS RESERVED
											USER/FILIER42/CONEXT		SCALE - NOTICE - SHEET 1