

4

3

2

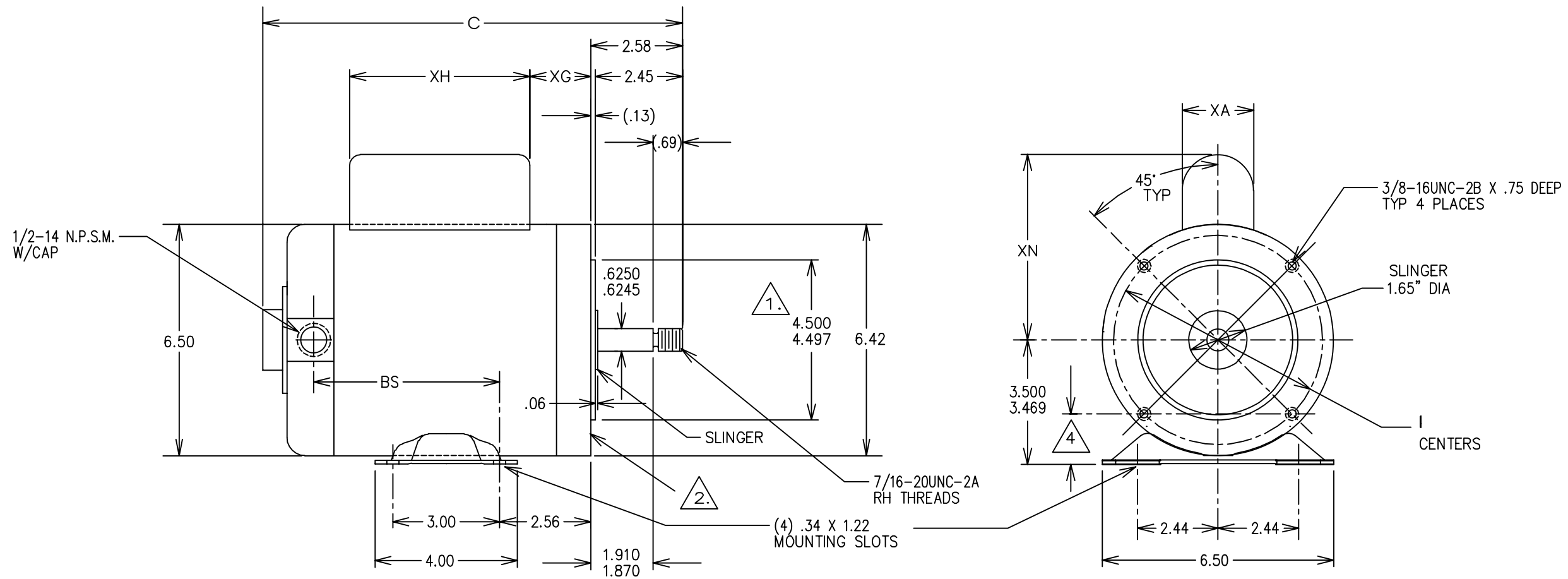
1

REV	ECO	REV BY	DATE	APPD	DATE
F	0025366	J.M.Ramirez	04-13-2012	R.Rascon	04-13-2012

D/S	GRP.	TYPE	FRAME	C	BS	XA	XH	XG	XN
4	-01	CX	F56J	11.57	4.99	2.01	5.06	1.71	5.20
4	-02	CS	X56J	13.05	6.47	1.64	4.08	4.18	4.87
4	-03	CS	F56J	11.30	4.72	1.64	4.08	2.43	4.87
4	-04	CS	K56J	11.05	4.47	1.64	4.08	2.18	4.87
4	-05	CS	L56J	11.80	5.22	1.64	4.08	2.93	4.87
4	-06	CS	T56J	12.05	5.47	1.64	4.08	3.18	4.87

NOTES:

1. RABBET DIAMETER IS CONCENTRIC WITH SHAFT CENTERLINE WITHIN .004 T.I.R.
2. FACE OF MOUNTING FLANGE IS PERPENDICULAR TO SHAFT CENTERLINE WITHIN .004 T.I.R.
3. SHAFT RUNOUT NOT TO EXCEED .002 T.I.R.
4. TWO BOTTOM HOLES ARE EQUIDISTANT FROM BOTTOM OF BASE WITHIN .030.



GEOMETRIC CHARACTERISTICS & SYMBOLS

- FLATNESS
- STRAIGHTNESS
- ∠ ANGULARITY
- ⊥ PERPENDICULARITY (SQUARENESS)
- // PARALLELISM
- ROUNDNESS (CIRCULARITY)
- ⊘ CYLINDRICITY
- △ PROFILE OF ANY SURFACE
- ∩ PROFILE OF ANY LINE
- ↑ RUNOUT
- ⊕ TRUE POSITION
- ◎ CONCENTRICITY
- ≡ SYMMETRY

ASME Y14.5M 1994

UNLESS OTHERWISE SPECIFIED DIM. TOLERANCES ARE AS FOLLOWS:

INCH X XX XXX XXXX
 ±.1 ±.02 ±.005 ±.0005
 mm ±0.5 ±0.13 ±0.013

ANG. ±.50 DEG
 REMOVE BURRS & BREAK SHARP EDGES:
 INCH .003-.015 mm 0.1-0.4

CORNER FILLETS TO:
 INCH .020 mm 0.5

MACHINE SURFACES:
 INCH 125 mm 3.2

METRIC DIMS. SHOWN IN [BRACKETS]

DR BY: AJM 02-08-1991

APPD: SAS 02-13-1991

THIRD ANGLE PROJECTION

EDS DATE 11-11-2011
 FORMAT REV G

CONFIDENTIAL: THIS DRAWING AND ITS INFORMATION ARE THE EXCLUSIVE AND CONFIDENTIAL PROPERTY OF REGAL-BELOIT CORPORATION AND ARE NOT TO BE DISCLOSED, DUPLICATED, DISTRIBUTED OR OTHERWISE USED WITHOUT THE WRITTEN CONSENT OF REGAL-BELOIT CORPORATION. -ALL RIGHTS RESERVED.

REGAL-BELOIT CORPORATION

DESCRIPTION: MODEL-CFHP-56FR OUTLINE

SIZE C DWG NO 179311

SCALE NONE SHEET 1

4

3

2

1

4

3

2

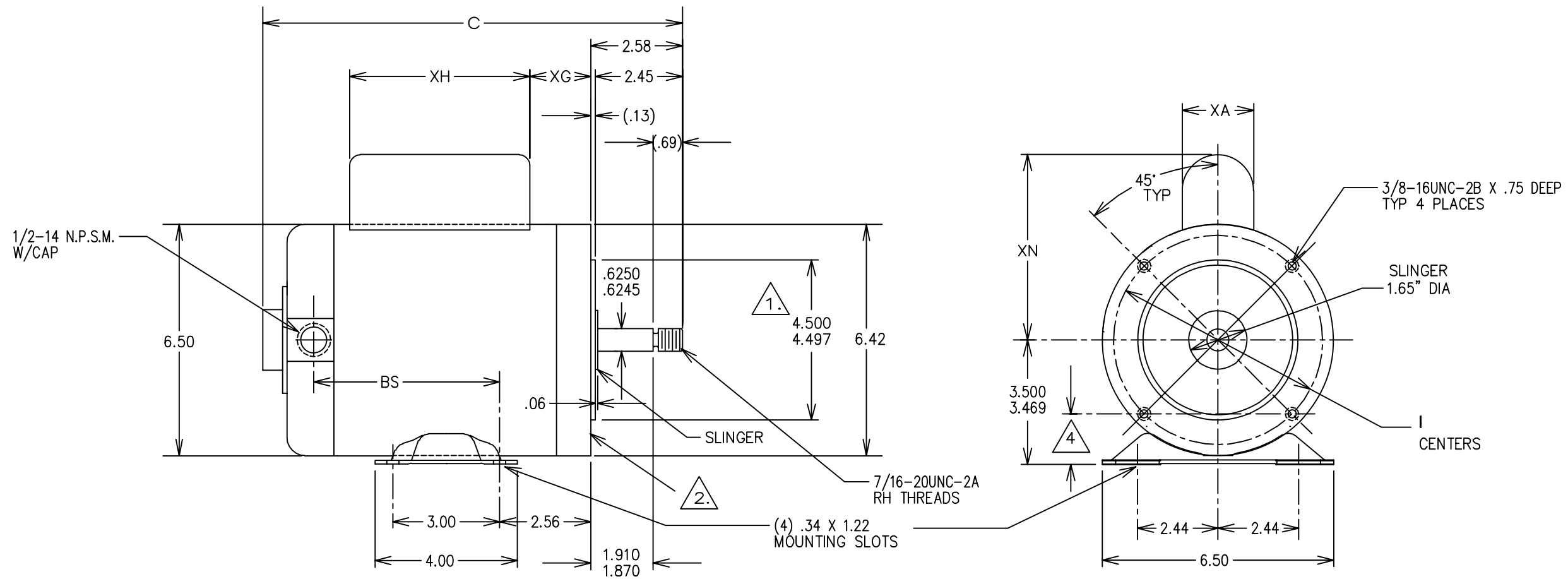
1

REVISION:	ECO	REVISADO POR:	FECHA:	APROBADO POR:	FECHA:
F	0025366	J.M.Ramirez	04-13-2012	R.Rascon	04-13-2012

D/S	GRP.	TYPE	FRAME	C	BS	XA	XH	XG	XN
4	-01	CX	F56J	11.57	4.99	2.01	5.06	1.71	5.20
4	-02	CS	X56J	13.05	6.47	1.64	4.08	4.18	4.87
4	-03	CS	F56J	11.30	4.72	1.64	4.08	2.43	4.87
4	-04	CS	K56J	11.05	4.47	1.64	4.08	2.18	4.87
4	-05	CS	L56J	11.80	5.22	1.64	4.08	2.93	4.87
4	-06	CS	T56J	12.05	5.47	1.64	4.08	3.18	4.87

NOTES:

1. RABBET DIAMETER IS CONCENTRIC WITH SHAFT CENTERLINE WITHIN .004 T.I.R.
2. FACE OF MOUNTING FLANGE IS PERPENDICULAR TO SHAFT CENTERLINE WITHIN .004 T.I.R.
3. SHAFT RUNOUT NOT TO EXCEED .002 T.I.R.
4. TWO BOTTOM HOLES ARE EQUIDISTANT FROM BOTTOM OF BASE WITHIN .030.



CARACTERISTICAS DE GEOMETRIA Y SIMBOLOS
 ▽ PLANICIDAD
 - RECTITUD
 < ANGULARIDAD
 ⊥ PERPENDICULARIDAD (A ESQUADRA)
 // PARALELISMO
 ○ REDONDEZ (CIRCULARIDAD)
 ∅ CILINDRICIDAD
 △ PERFIL DE CUALQUIER SUPERFICIE
 ▲ PERFIL DE CUALQUIER LINEA
 ↗ VARIACION
 ⊕ POSICION REAL
 ⊙ CONCENTRICIDAD
 = SIMETRIA
 ASME Y14.5M 1994

A MENOS QUE SE ESPECIFIQUE DE OTRA MANERA, LAS TOLERANCIAS DE LAS DIMS; SON LAS SIGUIENTES:
 PULG ±.1 ±.02 ±.005 ±.0005
 mm ±0.5 ±0.13 ±0.013
 ANG. ± 50 GRADOS
 ELIMINAR REBABAS Y ORILLAS FILOSAS DEL BORDE.
 PULG .003-.015 mm 0.1-0.4
 FILETEAR ESQUINA: PULG .020 mm 0.5
 MAQUINAR SUPERFICIES
 PULG 125 mm .32
 DIMS METRICAS MOSTRADAS [PARENTESIS]

DIBUJADO POR: AJM 02-08-1991
 APROBADO POR: SAS 02-13-1991
 TERCER ANGULO DE PROYECCION
 FECHA EDS: 11-11-2011
 REV. FORMATO: G
 CONFIDENCIAL: ESTE DIBUJO Y SU INFORMACION SON PROPIEDAD DE USO EXCLUSIVO Y CONFIDENCIAL DE REGAL-BELOIT CORPORATION. Y NO DEBERAN SER REVELADOS, DUPLICADOS, DISTRIBUIDOS O USARSE DE OTRA MANERA SIN EL CONSENTIMIENTO ESCRITO DE REGAL-BELOIT CORPORATION. -TODOS LOS DERECHOS RESERVADOS.

REGAL-BELOIT CORPORATION
 DESCRIPCION: MODEL-CFHP-56FR OUTLINE
 TAMAÑO: C NUMERO DE DIBUJO: 179311
 ESCALA: NONE HOJA: 1

4

3

2

1

4

3

2

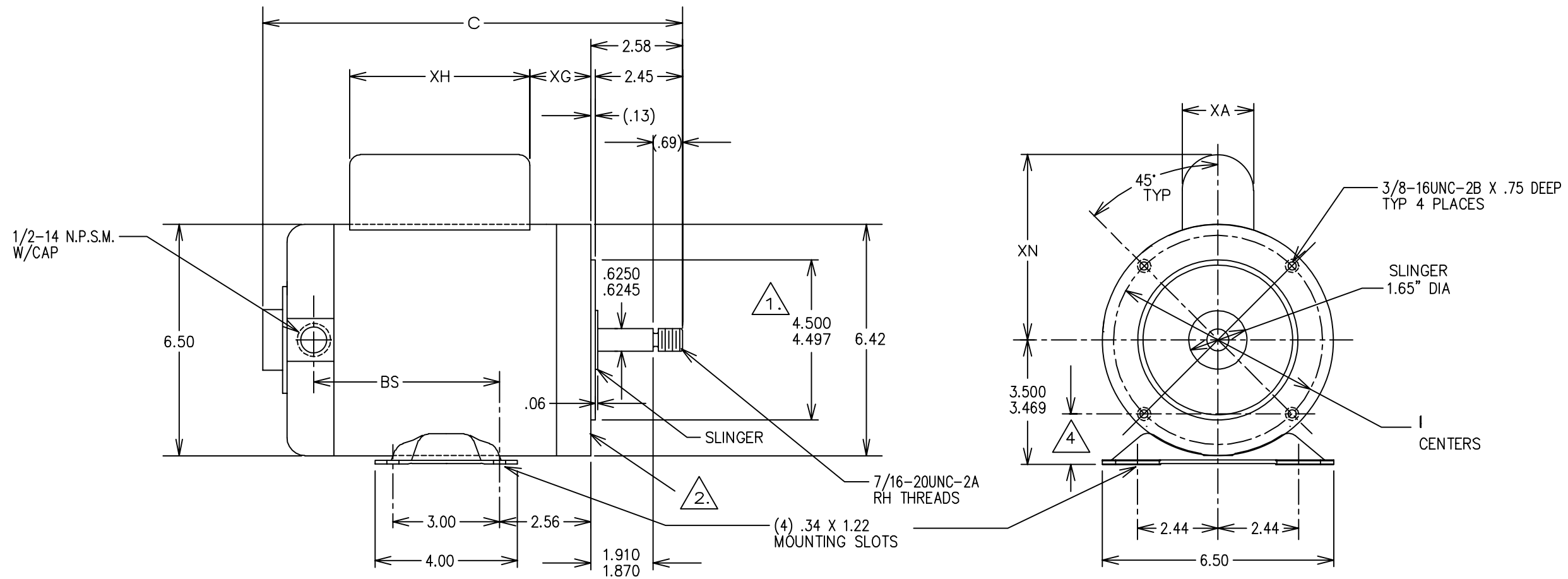
1

版本	ECO	编制	日期	批准	日期
F	0025366	J.M.Ramirez	04-13-2012	R.Rascon	04-13-2012

D/S	GRP.	TYPE	FRAME	C	BS	XA	XH	XG	XN
4	-01	CX	F56J	11.57	4.99	2.01	5.06	1.71	5.20
4	-02	CS	X56J	13.05	6.47	1.64	4.08	4.18	4.87
4	-03	CS	F56J	11.30	4.72	1.64	4.08	2.43	4.87
4	-04	CS	K56J	11.05	4.47	1.64	4.08	2.18	4.87
4	-05	CS	L56J	11.80	5.22	1.64	4.08	2.93	4.87
4	-06	CS	T56J	12.05	5.47	1.64	4.08	3.18	4.87

NOTES:

1. RABBET DIAMETER IS CONCENTRIC WITH SHAFT CENTERLINE WITHIN .004 T.I.R.
2. FACE OF MOUNTING FLANGE IS PERPENDICULAR TO SHAFT CENTERLINE WITHIN .004 T.I.R.
3. SHAFT RUNOUT NOT TO EXCEED .002 T.I.R.
4. TWO BOTTOM HOLES ARE EQUIDISTANT FROM BOTTOM OF BASE WITHIN .030.



形位公差	除另有注明
□ 平面度	尺寸公差如下:
— 直线度	英寸 X XX XXX XXXX
∠ 倾斜度	英寸 ±.1 ±.02 ±.005 ±.0005
⊥ 垂直度	毫米 ±0.5 ±0.13 ±0.013
// 平行度	角度 ±.50 度
○ 圆度	清理毛刺和尖棱
⊙ 圆柱度	英寸 .003-.015 毫米 0.1-0.4
△ 面轮廓度	内圆角
∩ 线轮廓度	英寸 .020 毫米 0.5
↗ 圆跳动	表面粗糙度
⊕ 位置度	英制 125 米制 3.2
⊗ 同轴度	米制尺寸显示在 []
≡ 对称度	

ASME Y14.5M 1994

绘图:	AJM	02-08-1991
批准:	SAS	02-13-1991
第三角投影		图纸格式发布日期 11-11-2011 图纸格式版本 G
机密: 本图纸及相关信息所有权归REGAL-BELOIT CORPORATION. 未经REGAL-BELOIT CORPORATION书面授权, 不得泄露、复制、传播或作其他用途。一版权所有		

名称	MODEL-CFHP-56FR OUTLINE
图幅	C
图号	179311
比例	NONE
页号	1

4

3

2

1