



Nice Residential Control Boards


An overview of our control boards and their applications



636 Control Board



936 Control Board



1050 Control Board

Nice

Manufacturer of ultra-reliable rural/ranch, residential and commercial gate operators and accessories

Control Boxes

Weatherproof enclosures to protect the control board and batteries



EPMB-A BlueBUS Photo Eye

CBOX

636, 936 or 1050 Control Board

Ideal for Solar Installations

Metal enclosure with control board, key switch, and external activation button
18w x 18h x 8d inch

Model	Description
CBOX636	Control box kit, includes 636 control board
CBOX936	Control box kit, includes 936 control board, photo eye
CBOX1050	Control box kit, includes 1050 control board, photo eye
11111B	Control box and lid only (no control board)



MBAC1050

1050 Control Board
Ideal for AC Installations

Metal enclosure, 120VAC input, 12VDC or 24VDC output, 1050 control board
12w x 21h x 8d inch

Model	Description
MBAC1050	Control box kit, includes 1050 control board, photo eye




SBOX

936 or 1050 Control Board

Ideal for AC or Solar Installations

Metal enclosure with control board
12w x 18h x 8d inch

Model	Description
SBOX936	Control box kit, includes 936 control board, photo eye
SBOX1050	Control box kit, includes 1050 control board, photo eye
11111C	Control box and lid only (no control board)




Analog

636 Control Board

Farm/Ranch, AC or Solar
For Linear Actuators

Simplicity and reliability are the hallmarks of the entry level 636 control board. Setup and configuration are completed with analog physical controls that make it quick and easy to get a gate working in hurry. The switches and dials enable an installer with limited tools to complete the setup.

- Excellent for solar applications
- Simple to install and configure
- Inexpensive
- Single or dual gate
- Compatible with N/O (unmonitored) photo eyes
- Not UL 325 Certified




LED

936 Control Board

Farm/Ranch, Urban Residential,
AC or Solar
For Linear Actuators

The 936 control board offers several feature improvements over the 636 control board including adjustable soft open/close points in the arm travel and dual gate synchronization. **Easy configuration is enhanced by an LED display** to help confirm option settings.

- Low power consumption - longer battery life in solar applications
- Supports up to 1,000 Inti or Era One remotes with rolling-code security
- Simple to install and configure
- Smart battery charging management
- LED feedback for easy programming
- Adjustable soft open/close points
- Dual gate synchronization
- Plug & play retrofit of 600 and 800 series board
- Compatible with BlueBUS (up to 6) or 300Hz (up to 2) monitored devices
- 2 relays (non programmable)
- For linear actuator applications only



LCD

1050 Control Board

Urban Residential, AC or Solar
For Linear Actuators, Swing or Slide

Nice's most fully featured controller for both swing and slide gate applications. The 1050 has many features only found on our **top of the line residential control board and can be used with all Nice residential operators.**

- Perfect for AC or solar applications
- Supports up to 1,000 Inti or Era One remotes with rolling-code security
- Simple to install and configure
- Nice BlueBUS 2-wire technology self-identifies monitored photo eyes
- Oview programmer port
- Smart battery charging management
- Full-featured controller with over 100 option settings
- LCD display for detailed user feedback
- Dual gate synchronization
- Internal 7 day programmable timer
- Surge protection
- "Fire" input for emergency access devices
- 2 programmable inputs and 2 programmable relay outputs
- Built-in solar regulator and charger
- Supports BlueBus (6), 300Hz Pulse (2) and 10K Resistive (1) monitored entrapment devices.

Nice Control Boards

	636US	936US	1050US
Solar	Yes	Yes	Yes
Single or Dual Gate	Single or dual	Single or dual gate synchronization	Single and dual gate synchronization
Slide Compatible	No	No	Yes
Swing Compatible	Linear Actuators Only	Linear Actuators Only	Yes
Temperature Rating	-4° to 122° F (-20° to 50° C)		
Input Voltage	12 VDC	12 VDC	12 or 24 VDC
Maximum Current	15A	17A	17A
Idle Current	15mA	10mA	10mA
Accessory Power	(3) fused 12 volt outputs - each fused by a 3A fuse	Regulated 12V/24V - 300mA (1 location each) Fused power - 3A (3 locations)	V+/24V/12V, 0.3A each location
BlueBUS	No	Yes	Yes
Board Dimensions	6.5w x 8.5h x 1.75d inches	6.5w x 8.5h x 2.25d inches	9w x 9h x 2.25d inches
Communication		BlueBUS	BlueBUS, Oview programmer port
User Controls	All analog	LED feedback for easy programming	LCD display for detailed user feedback
Relays	None	2 non-programmable	2 programmable
ETL Listed	Not Certified	UL 991	UL 991
External Entrapment Sensor Options	N/O relay based	BlueBUS photo eyes (EPLOB/A, EPMOB/A, EPMB/A) Pulsed photo eyes (EMX IRB-RET)	BlueBUS photo eyes (EPLOB/A, EPMOB/A, EPMB/A) Pulsed photo eyes (EMX IRB-RET) 10K photo eyes (EMX IRB-NIR-50)
Important Notes	Compatible with any standard relay output device Not compatible with BlueBUS devices	Current Firmware: 7.1 Not compatible with slide gates Compatible with pulsed monitored and non-monitored (relay output) devices* Not compatible with 10K resistive devices *Relay output photo eye will not be monitored	Current firmware: 1.06.16 Not compatible with MBAR/LBAR Compatible with pulsed and 10K monitored and non-monitored (relay output) devices* *Relay output photo eye will not be monitored

System Design Support: Contact Nice | HySecurity for help with custom site requirements, CAD drawings, tech manuals or other specifications support.

Visit support.hysecurity.com: for installation manuals, parts diagrams, wiring diagrams, specifications, image gallery, videos, training and much more.



Contact Nice | HySecurity for an operator/parts distributor near you.

phone 253-867-3700 | 800-321-9947

hysecurity.com | sales@hysecurity.com