

**Remarkable
clinical
vision**

New C50 Full HD Camera

FULL HD

Clear and detailed images

- A more **confident** final diagnostic
- Increased case **acceptance**

VISION MODE

Transcript of natural colors

- Straight forward patient education
- Great for comparing teeth stain and **sharing it with patient**

AUTO FOCUS

Gain of time & better image clarity

- **Ease of use** for the clinician
- Improved **patient comfort**



- **Easier clinical evaluation**
- **Enhanced communication** between clinician and patient

- **User-friendly** product for an improved procedure
- **Quick switch** : from one mode to another **in a second**

MACRO VISION

More visibility of fissures & caries

DEPTH OF FIELD

5 modes* available in ONE camera

**caries
detection
workflow**



About ACTEON[®]'s caries detection workflow

With ACTEON[®]'s caries detection product portfolio, you can implement an efficient caries detection and treatment workflow. It also helps you communicate more successfully with your patients and increase confidence.

SPECIAL INTRODUCTORY Ref# S_C50_0001- C50 with Diagnostic Aid RRP \$5,118
C50 OFFERS AVAILABLE Ref# S_C50_0002 C50 W/O Diagnostic Aid RRP \$4,895.

pspix2

By your side, to care for everyone

X-MIND® prime has been engineered to ACTEON® place its 20 years of expertise at your service and those of your patients.

The first simple and intuitive personal imaging plate scanner provides outstanding images and was designed to free practitioners from constraints. Whatever your patient's morphology or

pathology, the PSPiX®² adapts to your needs. As your personal assistant or in collaborative mode, experience high productivity without compromising on quality.

This trustworthy assistant will provide you with clear and accurate results, empowering you to focus on what matters most: your patient.

- **Striking Contrast** for a more reliable diagnosis • **The Smallest Scanner** on the market • **The Fastest Scanner** on the market • **The most intuitive scanner** • **Thin and flexible imaging plates** of various sizes for adaptability and outstanding patient comfort.




RRP \$12,585.00

sopix series



SMART DOSE

The ACE® technology protects the image from over exposure for an optimal quality without any effort.



SMART FLOW

Our sensors adapt to all clinical cases, all morphologies and all software, to provide you and your patients greater comfort.



SMART TECHNOLOGY

Our latest generation of digital sensors provide a sharp X-ray image for an easy reading of the different dental tissues.

Save up to 25%

x-mind prime 2

Easy Acquisition Effective Workflow

- X-MIND® prime has been engineered to make your daily operations faster and more efficient.
- Its effortless and lightweight wall mounting solution, allows to quickly install it almost everywhere, ensuring the maximum accessibility in any context, for both standing or sitting patients.
- Its clean and neat user interface with finely designed workflows is intended to fulfill your daily tasks with the minimum number of steps, to take you straight to the result.
- Easy. Effective. Simply X-MIND® prime.



FAQ...

What's the maximum FOV size available on X-MIND Prime Version 2?

The maximum FOV size available on X-MIND Prime 2 is 12x10 cm (fxØ).

What's the highest resolution available on 3D images for X-MIND prime Version 2?

The highest resolution available on 3D images for X-MIND prime 2 is 72.5 µm.

Is it the highest resolution applicable to all the available FOVs?

The highest resolution of 72.5 µm is applicable only on 5x5 FOVs, for all the other 3D acquisition modalities the reference voxel size is 145 µm.

Is the 72.5 µm of voxel size a technical specification hardware or software based?

The voxel size is a technical specification hardware based.

What's new on X-MIND Prime Version 2?

On X-MIND prime 2 we have introduced:

- a new overall pleasant design with improved usability and reliability of the mobile sensor
- a new redesigned user interface improved in usability
- a new 3D panel with an improved resolution of 72.5 µm
- a new filter for metal artifacts compensation improved in performances (SMAR-T) a new 12x10 cm FOV improved in quality.
- a new imaging software AIS 5 improved in usability and capabilities
- a new software CM-Suite developed to significantly simplify the post installation processes and the device maintenance

Ergonomic and user-friendly design

Reduce operator interventions and increase patient comfort



Stylish and smooth design underlying a cutting-edge technology.



Easy and fast **face-to-face patient positioning**



Fast installation
X-MIND® prime is ready to install! Delivered completely assembled at your practice, you are all set-up in only one hour.



Ergonomic head positioning with centering reference, **optimized to improve the accuracy in positioning** and reduce the incidence of movements during scanning in cephalometric mode.



Full accessibility for standing or sitting patient thanks to its zero footprint.



Automatic FOV centering, LED light chin recognition.



BUY Prime OPG or CBCT Get 1 x X-Mind Unity Wall Mt X-Ray FREE
Ask us about our Special Trade in Offer

Your trusted OEM partner

Integrate Acteon's solutions in your treatment unit, choose ACTEON as your OEM partner with confidence.



Specialty Consumables

- Disposable tips



Imaging Solutions

- IO Camera

Specialised Equipment

- Ultrasonics
- Polymerization
- Air polishing



BUY 1 x Newtron OEM Scaler Kit GET 1 x Newtron Handpiece RRP \$900.00 FREE

Expand your surgical expertise

Highly powerful, reliable and versatile, Piezotome® Cube drastically improves the experience of implant and bone surgery procedures.

Give value to your treatments

The Cube's unmatched performance combined with the practitioner's clinical expertise facilitates accurate, faster, atraumatic and more predictable bone treatments.

Give the best to your patients

Provide compassionate clinical care with effective, predictable outcomes and enhanced healing with significantly less swelling, bleeding, pain and complications.

Socket preservation 9
Safe for soft tissues
Recommended for immediate
implant placement
No force needed
50% less pain & swelling²
98% less analgesics intake¹
1, 2, 9 References available on file



PIEZOTOME

CUBE



Ask your preferred Acteon dealer for a demonstration

For more Information or to place orders, call Ridley Dental on 1300 657 661 or Email info@ridleydental.com

Servotome II A New Impulse In Electrosurgery

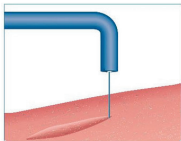
2 YEARS WARRANTY



Experience the benefits of electrosurgery

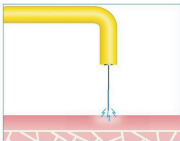
Electrosection

Vaporizing the tissue with the active electrode makes it possible to cut quickly without damaging the edges of the incision.



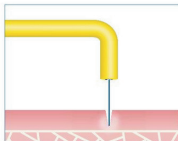
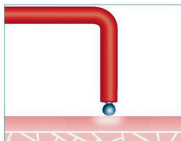
Fulguration

Makes it possible to surface coagulate gingival tissue while protecting the underlying layer.



Coagulation

Concentrating energy at the surface of a massive electrode makes it possible to diffuse the heat to the surrounding tissue and produce instantaneous hemostasis.



SOFTLY Amalgamator

Softly is very stable, extremely quiet, and very easy to clean and maintain. To guarantee totally safe operation, Softly is deactivated when you open the front cover to access the capsule. Softly is made entirely of injection-molded ABS material. It complies with all electrical and mechanical safety standards.



Contact your preferred Acteon dealer for Special Amalgamator Pricing

Acteon Ultrasonic Cleaners

HYGIENIC Aluminum control panel

SILENT PEHD cover

Stainless steel Structure / 2 years guarantee

Waterproof switch

ULTRASONICS CLEANER 5L - 280x180x260mm
- Usable volume 3.2L (PH500N)

ULTRASONICS CLEANER 5L WITH HEATER
20-60°C, 280x180x260mm
- Usable volume 3.2L with Heater (PH500CN)



Contact your preferred Acteon dealer for Special Ultrasonic Cleaner Pricing

EXPASYL™ EXACT

An EXACT solution for atraumatic gingival retraction
 Atraumatic and wider sulcular opening
 Time saving 1 to 3 minutes
 No risk of damage to the epithelial attachment
 No pain for the patient
 No bleeding/Perfect hemostasis



The quality of the diagnosis depends on the quality of the mirror used



FRONT SURFACE

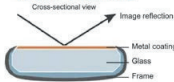
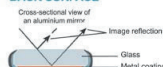



Image reflected directly on the surface of the glass, distortion-free
NO DOUBLE IMAGE BACK SURFACE



Reflecting surface under the glass
DOUBLE IMAGE

Flat and ergonomic soldering

More comfortable for the patient while retracting the cheek




Satinised finit

Prevent light reflection in the eyes
 Avoid eye fatigue



Optimal crimping

The frame suits the mirror
 No sharp edges
 No blood and dirt retention



Ris|Kontrol® air/water dental syringe

- Flexible:** More flexible tips and very easy to bend with no shape-memory; keeping the ideal curve
- Dry Air:** Two separate tubes guide air and water from the syringe to the end of the tip, ensuring totally dry air.
- Ecological:** Tips made from entirely recyclable food-quality plastic. Environmentally-friendly - pollution free in the case of combustion
- Safe:** Protection for the patient, the practitioner and assistants. Reduced risk of direct or cross-contamination. No risk of ingestion: safety locking device
- Universal:** Adec, Planmeca, DCI, Kavo, Sirona, Belmont, Morita S12
- Variety of flavours:** Classic White (no scent), Classic Blue (no scent), White - Mint, Mandarin - Orange, Black - Liquorice, Green - Aniseed, Purple - Blackcurrant

