



REVISION®

# SHADOWSTRIKE™ BALLSTIC SUNGLASSES

## USER INSTRUCTIONS



### SHADOWSTRIKE SUNGLASSES GENERAL DESCRIPTION

The new ShadowStrike Ballistic Sunglasses feature a novel nosepiece mechanism that makes changing out the dual-frame lenses quick and easy. Your kit may include the following lenses which all provide 100% UV protection:

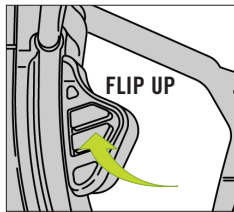
- Clear for indoor and nocturnal use
- Yellow or Vermillion High-Contrast for low-light use
- Smoke for daytime use to cut glare
- Photochromic
- Polarized
- Mirror
- Silver Mirror

Depending on the model you have, you may have received a microfiber pouch, microfiber cloth, strap, hard case, lens pouch and an anti-fog wipe.

### OPTIONAL PRESCRIPTION (Rx) CARRIER

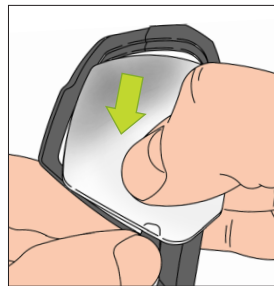
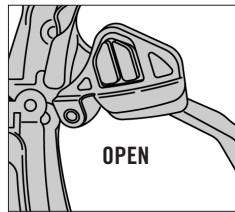
If you require corrective lenses, ShadowStrike Ballistic Sunglasses can be outfitted with your optical prescription. Please contact customer support.

## REMOVING THE LENSES FROM THE FRAME



### STEP 1

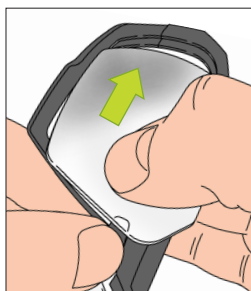
Flip the nosepiece towards the top of the frame. This will open the frame allowing the lenses to be removed.



### STEP 2

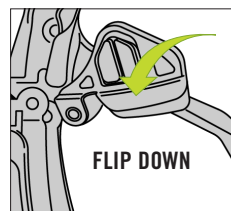
Remove the lens by pulling it towards the center of the frame. Repeat for second lens.

## INSTALLING THE LENSES INTO THE FRAME



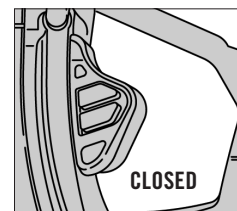
### STEP 1

While the frame is open, install the lens by sliding it in towards the outside edge of the frame. Repeat for second lens.



### STEP 2

Flip the nosepiece downward. This will lock the frame into place securing your lenses.



### CARE, CLEANING & MAINTENANCE






The lenses in your ShadowStrike Ballistic Sunglasses have fog and scratch-resistant coatings. To extend the life of the lens surfaces, clean and store your eyewear away from direct sunlight and at room temperature when not in use. To clean and disinfect the lenses, wash with water or eyewear cleaning spray and blot dry with a microfiber cloth. To clean and disinfect the frame and strap, remove the lens and hand wash the frame in a mild soapy solution, rinse and air-dry.

**CAUTION: Avoid cleaner spray contact with eyes**

## STANDARDS

The ShadowStrike Sunglasses meet the following standards: ANSI Z87.1; EN 166, EN 170, and EN 172; and MIL-PRF-32432.

## MARKING SIGNIFICANCE:

COMPONENT	ANSI		EN	
	MARK	SIGNIFICANCE	MARK	SIGNIFICANCE
1. Clear Lens (Ocular) 2. Smoke Lens (Ocular) 3. Neutral Gray Lens (Ocular) 4. Yellow (High-Contrast) Lens (Ocular) 5. Vermillion (High-Contrast) Lens (Ocular)	 <b>Z87+ S</b>	Identification of Manufacturer / Standard / Complies with High Impact Testing Requirements / Special Purpose lenses	 <b>2-1,2 (Clear)</b> <b>5-3,1 (Smoke)</b> <b>5-2,5 (Neutral Grey)</b> <b>2-1,2 (Yellow)</b> <b>5-1.7 (Vermillion)</b>   <b>1 FT KN</b>	CE Mark / Scale Number / Identification of Manufacturer / Optical Class / Low energy Impact / Protection against high speed particles at extremes of temperature or Increased robustness / Resistance to surface damage by fine particles / Resistance to fogging of oculars
<b>FRAME</b>	Z87+	Standard/Complies with High Impact Testing Requirements		CE Mark
<b>ARMS</b>	Z87+	Standard/Complies with High Impact Testing Requirements	 <b>REVISION EN166 FT/S</b>	CE Mark/Identification of Manufacturer/Standard/Low Energy Impact/Protection against high speed particles at extreme temperatures/Increased robustness

Certification for ShadowStrike issued by SAI Global Assurance Services Ltd. Partis House, Ground Floor, Davy Avenue, Knowlhill, Milton Keynes MK5 8HJ, United Kingdom (Notified Body Number 2056)

## INSTRUCTIONS

READ ALL INSTRUCTIONS BEFORE USING THIS EYEWEAR. FAILURE TO FOLLOW THESE INSTRUCTIONS MAY RESULT IN SERIOUS PERSONAL INJURY OR DEATH.

- Do not use this eyewear until a snug and secure fit has been obtained. Assure that this eyewear fits securely at all times.
- Do not make any modifications to this eyewear.
- Do not use this eyewear for protection against laser light unless using laser specialty lenses. Laser light can cause permanent damage to your eyes even if you are wearing this eyewear.
- Do not use spectacles for chemical splash or chemical vapor exposure protection.
- Do not use ammonia, alkaline cleaners, and abrasive cleaning compounds or solvents when cleaning eyewear lenses. Use of certain solvents may lower the impact resistance of the eyewear.
- Exposure to or contact with chemical vapors or liquids may cause surface cracks or other damage.
- Materials that may come into contact with the wearer's skin could cause allergic reactions to susceptible individuals.
- Examine this eyewear frequently and replace it immediately if there is any sign of scratches (lenses) or damage.
- Eye protection (such as this) against high speed particles worn over standard ophthalmic spectacles may transmit impacts, creating a hazard to the wearer.
- If protection against high-speed particles at extremes of temperature (EN 166:2001 Section 7.3.4) is required then the selected eye-protector should be marked with the letter T immediately after the impact letter, i.e. FT, BT or AT. If the impact letter is not followed by the letter T then the eye protector shall only be used against high speed particles at room temperature.
- Do not use this eyewear in an industrial setting without first referring to ANSI Z87.1 (in the United States) or EN 166 (in Europe), your supervisor, or a safety specialist to insure that you are wearing proper protection. Some operations may require machine guards, goggles, face shields, special filter lenses or other safety equipment.
- Protective devices do not provide unlimited protection. Eye and face protective devices are not substitutes for machine guards and other engineering controls. Personal eye and face protective devices alone should not be relied on to provide complete protection against hazards, but should be used in conjunction with the machine guards, engineering controls, and sound manufacturing and personal safety practices.
- This eyewear is not designed to protect the wearer from all injury in the event of an impact with a hard object or if the lens is not properly secured in the frame.
- Revision does not recommend the following uses of tinted lenses: Night time driving or direct viewing of the sun or other artificial light source. Solar lenses are not recommended for industrial protection such as welding, brazing, or cutting operations. Vermillion lenses are not suitable for driving.
- Since the ShadowStrike frame bears two impact level markings (FT/S), the marking on the ocular will identify which impact level shall be assigned to the complete eye-protector.
- Tinted lenses, such as the high-contrast yellow lenses, are typically designed for use for specific visual tasks. Use care in selecting and using tinted lenses where color recognition is important as some tinted lenses can alter color perception.
- Automotive windshields block ultraviolet light preventing photochromic lenses from darkening sufficiently to block sun glare.

## LIMITED WARRANTY

### WHAT THIS WARRANTY COVERS

Revision Military ("Revision") warrants its products to be free of defects in material and workmanship for the following periods after the date of first sale (the "Warranty Period"):

- Eyewear: 3 years
- All other products: 1 year

Only the original purchaser of a product is eligible for warranty coverage.

### WHAT THIS WARRANTY DOES NOT COVER

Revision will **not** provide warranty coverage for:

- Damage due to accident or acts of nature.
- Damage due to neglect, abuse, misuse, or mishandling.
- Damage caused by improper storage or improper maintenance.
- Damage caused by use of solvents, adhesives or other caustic chemicals.
- Normal wear and tear, including scratched lenses and visors.
- Damage resulting from alteration, changes, or repairs not authorized in writing by Revision.
- Any other damage caused by anything other than defects in materials or workmanship.

If you make any modifications, changes or alterations to this product without Revision's authorization in writing, this warranty will be void.

### WHAT REVISION WILL DO TO CORRECT PROBLEMS

If the product or a part of the product fails to perform due to a defect in materials or workmanship during the Warranty Period, we will repair or, at our option, replace the defective product or part with the same or comparable item at no charge to you for parts or labor. We will make all reasonable efforts to repair or replace the product within 90 days, subject to the availability of parts. We will do our best to match colors and styles but we cannot guarantee that we will be able to send back the product in the exact same color and style.

In the event that the product cannot be repaired and a suitable replacement item is not available, we will refund the original purchase price shown on your proof of purchase. Our repairs or replacements are warranted only for the remainder of the original Warranty Period.

### WHAT YOU MUST DO TO OBTAIN WARRANTY SERVICE

To file a warranty claim, please contact [customer-care@revisionmilitary.com](mailto:customer-care@revisionmilitary.com) or 1-800-383-6049.

Our mailing address is:

**Revision Military Ltd., Attn: Warranty Claims, 7 Corporate Drive, Essex Junction, VT 05452**

You must contact Revision at the e-mail address or phone number provided above to file a warranty claim. When you e-mail or call us to file a warranty claim, please provide us with the following information:

- Your name, return shipping address, phone number and email address.
- The name of the product and a description of the manufacturing defect.
- The date you purchased the product, the product receipt or invoice and the name of the dealer, distributor, or store where you purchased the product.

After we have received your warranty claim information, you will be responsible for shipping the defective product to us at your own expense. Remember to include your original receipt or invoice from Revision or from a Revision authorized dealer or reseller; we must receive this in order to process your warranty claim. Please keep your tracking information on file.

Unless our customer service department informs you otherwise in writing, Revision authorized dealers or resellers and other companies are not permitted to perform warranty service on our products.

Until we have had a chance to examine the merchandise, we cannot guarantee that any damage to the merchandise is covered by this warranty policy. If we have any questions about the manner in which our products were handled or stored, we ask that you provide us with that information; otherwise, we may be required to deny your warranty claim. If we cannot perform warranty service on a product because it is not covered by this policy, we will be happy to return the product to you, provided that you pay return shipping.

### RIGHTS AND REMEDIES AVAILABLE TO YOU

In the event any Revision product is found to be defective in material or workmanship, our only obligation to you and your only remedy shall be to repair, replace or refund the purchase price of products, which you may only obtain through complying with the procedure described in this warranty policy.

EXCEPT WHERE PROHIBITED BY LAW, THIS WARRANTY IS EXCLUSIVE AND IS IN LIEU OF ANY EXPRESS OR IMPLIED WARRANTY OF MERCHANTABILITY, FITNESS FOR A PARTICULAR PURPOSE OR OTHER WARRANTY OF QUALITY, OR THOSE ARISING FROM A COURSE OF DEALING, CUSTOM OR USAGE OF TRADE. EXCEPT AS PROHIBITED BY LAW, REVISION WILL NOT BE LIABLE FOR ANY DIRECT, INDIRECT, SPECIAL, INDIRECT OR CONSEQUENTIAL LOSS OR DAMAGES (INCLUDING LOST PROFITS) ARISING FROM THIS PRODUCT, REGARDLESS OF THE LEGAL THEORY ASSERTED. THE REMEDIES IN THIS LIMITED WARRANTY ARE EXCLUSIVE, EXCEPT FOR ANY THAT MAY BE PROVIDED BY YOUR STATE. CHECK YOUR OWN STATE LAW FOR ANY ADDITIONAL WARRANTY RIGHTS AND REMEDIES.