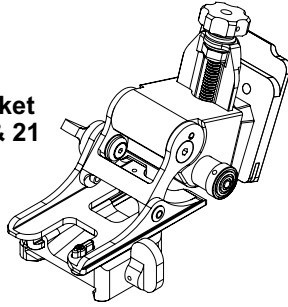
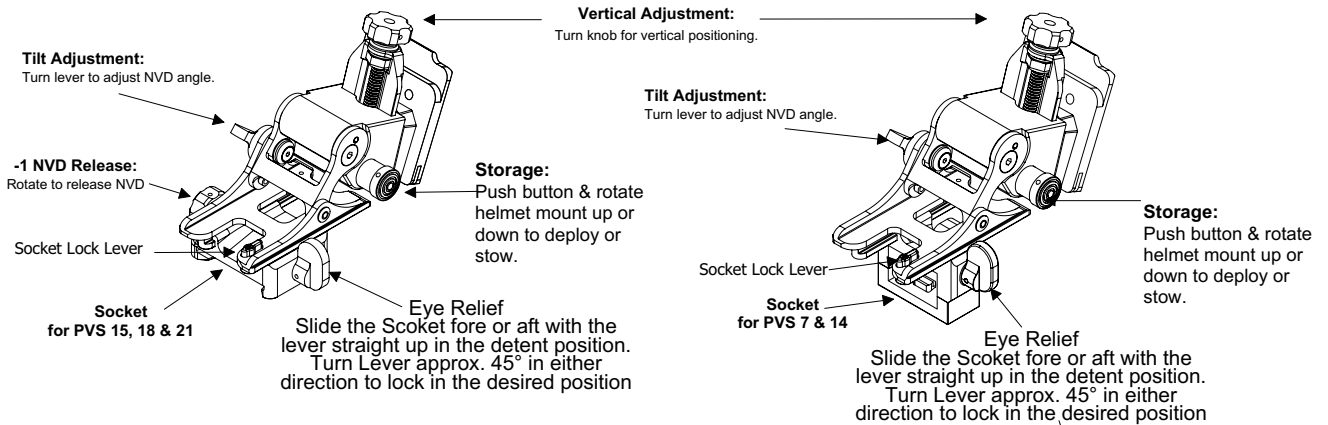


## Technical Data Sheet AKA 2 HMA Norotos Assembly Number 1840010 BC 5-09

**Mount with Socket  
for PVS 15, 18 & 21**



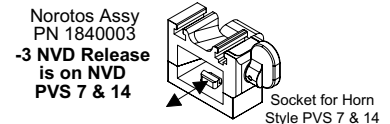
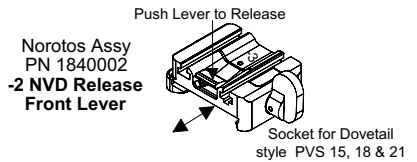
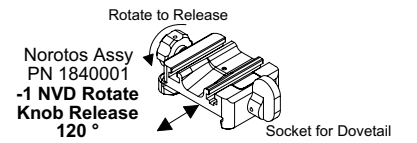
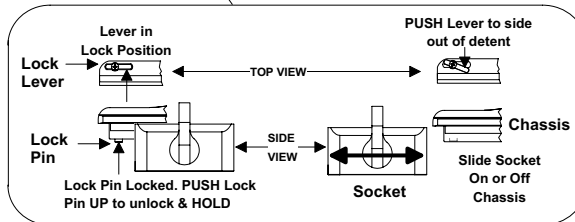
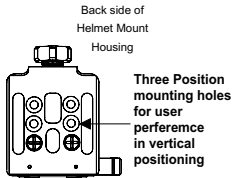
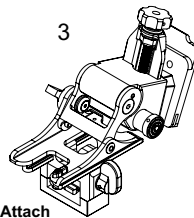
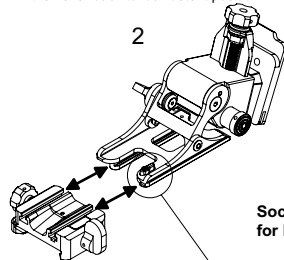
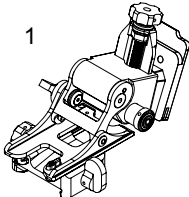
**Socket for PVS 7 & 14**



**2. Remove & Replace Socket**

To Change from one socket to another: Push the Lock Pin UP until Lock Lever is out of detent & Hold. Push the Lever to the side. User is free to remove one socket & attach another. When complete, Return the Lever back to lock detent position

**1. Universal 2 Mount with socket for PVS 15, 18 & 21**



Patent Pending New Features

**PROPRIETARY NOTICE** This document is the trade secret/confidential property of NOROTOS, INC. and is conveyed with the express condition that the proprietary information and data contained in it are not to be used, disclosed, or reproduced in whole or in part for any purpose without the express written consent of NOROTOS, INC. No right is granted by NOROTOS, INC. to disclose it to others or to use any information contained in said data to replicate or manufacture our products, other than by our express written direction.