

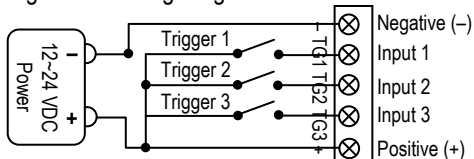
SH-532BQ Multi-tone Chime Manual



Installation:

1. Run the respective wires to a backbox and connect the wiring as in Fig. 1 – Wiring Diagram.
2. A single trigger may be connected to one or more of the three trigger inputs, depending on the type of tone desired. If connected to multiple inputs, two of the respective tones will sound in the following order: input 1 – fading tone, input 3 – dual tone, input 2 – single tone.
3. Alternatively, multiple triggers can be connected, each to a single trigger input with a distinct tone depending on which trigger input it is connected to.
4. Set the DIP switches to choose the tone settings (See Fig. 2 and 3).
5. Adjust the volume using the potentiometer on the back of the chime.
6. Using the included screws, install in the backbox, taking care not to crimp the wires.

Figure 1 – Wiring Diagram



Features:

- Three-tone chime (fading, single tone, dual tone) any combination of tones selectable
- 12~24 VDC
- Sound output – 80~88 dB, adjustable
- Current draw: 130mA@12VDC
- Flush-mount, white plastic case
- Fits single-gang wall box
- 4⁵/₈"x2¹⁵/₁₆"x1⁹/₁₆" (117x75x39mm)

Parts List:

- | | |
|-------------------------|-----------------|
| 1x Multi-tone Chime | 2x Screws |
| 2x Plastic wall anchors | 2x Screw covers |
| 1x Manual | |

Overview:

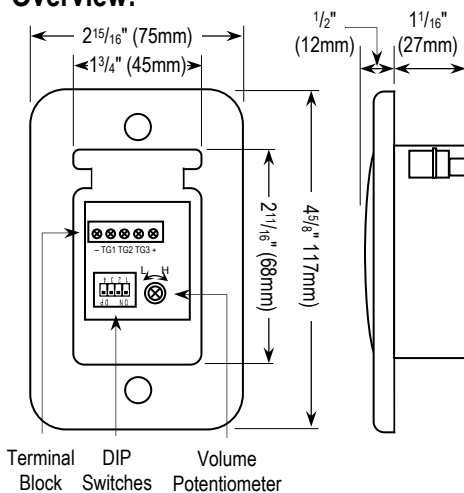
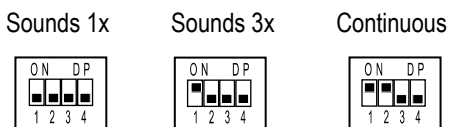


Figure 2 – DIP Switch Settings


SW	SW POS	SW 1 ON	SW 1 OFF
2 (Input 3)	ON	Continuous	--
	OFF	Sounds 3x	Sounds 1x
3 (Input 2)	ON	Continuous	--
	OFF	Sounds 3x	Sounds 1x
4 (Input 1)	ON	Continuous	--
	OFF	Sounds 3x	Sounds 1x

Figure 3 – DIP Switch Example, Input 3



ENFORCER Multi-tone Chime

Also Available from **SECO-LARM®**:

<p>Flush-mount Dual-tone Wall Siren SH-521RQ</p>  <ul style="list-style-type: none">• 6~14 VDC• 100dB• 550mA@12VDC• White plastic case• 6⁵/₁₆"x5"x1¹⁵/₁₆" (161x127x49 mm)	<p>Surface-mount Dual-tone Wall Siren SH-525SQ</p>  <ul style="list-style-type: none">• 6~14 VDC• 100dB• 550mA@12VDC• White plastic case• 4⁵/₁₆"x4⁵/₁₆"x2³/₁₆" (110x110x56 mm)	<p>Flush-mount Wall Speaker SH-901RQ</p>  <ul style="list-style-type: none">• Power – 15W• Impedance – 6~8 Ω• White plastic case• 6⁵/₁₆"x5"x1¹⁵/₁₆" (161x127x49 mm)	<p>Surface-mount Wall Speaker SH-905SQ</p>  <ul style="list-style-type: none">• Power – 15W• Impedance – 6~8 Ω• White plastic case• 4⁵/₁₆"x4⁵/₁₆"x2³/₁₆" (110x110x56 mm)
<p>Flush-mount Single-tone Chime SH-512BQ</p>  <ul style="list-style-type: none">• 10~30 VDC• 105dB• 10mA@12VDC• White plastic case• 4⁵/₈"x2¹⁵/₁₆"x1⁹/₁₆" (117x75x39 mm)	<p>Surface-mount Three-tone Siren SH-532L</p>  <ul style="list-style-type: none">• 12VDC• 124dB• 1A@12VDC• Black plastic case• Ø3¹/₂"x 3¹/₄" (Ø89x83 mm)	<p>Miniature Electronic Buzzer SH-506Q</p>  <ul style="list-style-type: none">• 3~28 VDC• 93dB• 35mA@12VDC• Black plastic case• Ø1"x⁹/₁₆" (Ø26x15 mm)	<p>Miniature Electronic Buzzer SH-504Q</p>  <ul style="list-style-type: none">• 5~15 VDC• 91dB• 35mA@12VDC• Gray plastic case• Ø1"x1" (Ø26x26 mm)

WARRANTY: This SECO-LARM product is warranted against defects in material and workmanship while used in normal service for one (1) year from the date of sale to the original customer.

NOTICE: The SECO-LARM policy is one of continual development and improvement. For that reason, SECO-LARM reserves the right to change specifications without notice. SECO-LARM is also not responsible for misprints. All trademarks are the property of SECO-LARM U.S.A., Inc. or their respective owners. Copyright © 2017 SECO-LARM U.S.A., Inc. All rights reserved.

SECO-LARM® U.S.A., Inc.

16842 Millikan Avenue, Irvine, CA 92606
Phone: (949) 261-2999 | (800) 662-0800

Website: www.seco-larm.com
Email: sales@seco-larm.com

 PICHN4

MI_SH-532BQ_170928.docx