




INSTRUCTIONS FOR USE

FOLLOWING APRONS IN LEAD FREE (Item # TB or TC-TB + Color)



Easy Wrap Apron (Adult & Pediatric)	Apron & Vest	Coat Apron	Conventional Apron	Front Closing Special Procedure (Adult & Pediatric)	Special Procedure	Quick Drop Apron
REF 65025, 65021, 65023, 65026, 65027, 66001, 66002, 66003	REF 66081, 66082, 66083, 66084 66077, 66078, 66079, 66080	REF 63073, 63001, 63011, 63012, 63013	REF 62008, 62018, 62019, 62020, 62021	REF 68091, 68093, 68095, 68096, 68097, 69001, 69002, 69003	REF 67086, 67087, 67088, 67089, 67090	REF 68094, 68098, 68099, 68100, 68101

- Indication for Use**
Personal Protective Equipment (PPE) is designed to protect the wearer against exposure to medical X-ray radiation.
- Instruction for Use**
Product is designed to be placed on the user by a trained medical professional. Always follow internal procedures regarding this device. Should you have any questions regarding proper use, consult a radiation physicist or radiologist prior to use.
- Cleaning and Disinfection** 
Refer to the CDC guidelines for disinfecting of environmental surfaces (<https://www.cdc.gov/infectioncontrol/guidelines/index.html>). We recommend spot cleaning the surface of the PPE as needed. To spot clean the surface:
 - Use a soft bristle brush and a water-diluted mild soap solution (NEVER use bleach, hard chemicals or solvents),
 - Isopropyl alcohol may be used for disinfecting purposes or to treat stubborn stains.
 - Wipe the area gently with water and hang flat to dry. (NEVER machine launder, dry clean or autoclave)
 - The following wipes may be used according to their product directions for use: Clorox Hydrogen Peroxide Cleaner Disinfectant Wipes, Sani-Cloth AF3 wipes (Grey Top), or Revolution Scrubbles Apron Cleaner
- Storage, Handling & Disposal Instructions** 
Do not fold or crease apron. Always store flat on a PPE storage rack or hanger when not in use. If transporting, use a tubular-shaped carrying bag (Wolf X-Ray stock #61100) or the original box. Lead aprons should be disposed of according to applicable local government laws.
- Inspection**
Lead aprons should be checked fluoroscopically at regular intervals (at least once a year) as standard practice. Even a slight crack in the lead core material can render the apron damaged, which can expose the user to radiation. Replacement should be considered every 18-24 months, depending on the amount of usage and general wear and tear.
- Limitations**  **LOT**
PPE is not intended for nuclear or gamma use. Products contains a sewn-in permanent label stating the product's protection level, material lot number, and the original date of manufacture. Do not remove the label.
- Warnings**
Follow all internal procedures regarding the use of these devices. If questions arise regarding proper use, consult radiation physicist or radiologist prior to use. Improper use of this device may expose person to unwanted levels of X-radiation. PPE containing lead are environmentally hazardous. PPE is to be disposed of according to local laws.



8. Performance:

		LEAD FREE		
		0.25mm	0.35mm	0.50mm
<i>Area Density (Ws)</i>		<i>Ws 2.83</i>	<i>Ws 4.24</i>	<i>Ws 5.66</i>
ASTM F2547-18	80 kVp	0.240	0.380	0.520
	100 kVp	0.240	0.370	0.500

9. Regulatory Information

Made in the USA. Wolf X-Ray PPE is manufactured to 21 CFR part 820 and labeled according to 21 CFR part 830. Pictograms comply with ISO 15223-1:2021 standard. Wolf X-Ray is an ISO 13485:2016 certified company.

*LBL-IFU-0700-5 Rev. 3
04-2024*