

KENZO

THE POPULAR CHOICE

ALUMINIUM WINDOWS AND DOORS



A PROUD MEMBER OF THE SWARTLAND FAMILY

SANS613
CERTIFIED

SABS
ISO 9001

Est.



1951

SWARTLAND

CONTENTS



ABOUT **KENZO**


Made to the same superior standards as our hardwood windows and doors, this exciting new range not only offers homeowners greater choice, but also Swartland's renowned manufacturing excellence, lasting quality and great value.

NATIONAL **AVAILABILITY**

Large stockholding, combined with Swartland's national distribution footprint means our aluminium products are available for any size project, anywhere in SA - on time, every time.

STANDARD **COLOURS**

All products are available in standard colours.




Silver



Bronze



Charcoal



White

Colour samples are a guide only and may not match actual product.



KENZO ALUMINIUM RANGE

KENZO windows and doors are made of strong, lightweight aluminium alloy frames.

They require limited maintenance and never need to be painted - the perfect combination of durability, energy-efficiency and affordability.

All products are SANS 613 certified and compliant.

CONTENTS





















TOP HUNG WINDOWS	2
SIDE HUNG WINDOWS	6
GLIDING WINDOWS	10
SLIDING DOORS	13
FOLD-A-SIDE DOORS	16
ENTRANCE DOORS	20

TOP HUNG WINDOWS



THE **KENZO** WINDOW RANGE

We offer a wide range of window types to meet your aesthetic and practical needs. KENZO windows are available in all leading hardware retailers. All KENZO windows are SANS 613 compliant.

	600	900	1200	1500
400	 PT 64		 PTT124	 PTT154
600			 PTT126	 PTT156
600	 PT 66	 PT 96	 PT 126	 PT 156
900	 PT 69	 PT 99	 PT 129	 PT 159
900	 PTF69			
1200	 PT612	 PT 912	 PTT 1212	 PTT 1512
1200	 PTF612		 PT 1212	















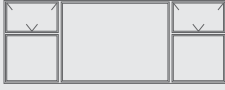



- Ⓞ Obscure glass available in all windows.
- Ⓢ Toughened safety glass is fitted to selected windows where required.

TOP HUNG WINDOWS



TOP HUNG RANGE

These windows are perfect for commercial or residential environments as they allow ventilation and unrestricted airflow even during rainy weather.

1800	2100	2400
 PTT184	 PTT214	 PTT244
 PTT186	 PTT216	 PTT246
 PT 186	 PT 216	 PT 246
 PT 189	 PT 219	 PT 249
 PTT189	 PTT219	 PTT249
 PTT 1812	 PTT 2112	 PTT 2412

All sizes shown are cavity opening sizes. Products are 10mm smaller in width and height than indicated.

All windows are supplied as left hand - as a standard. Right hand windows are available on request.

TOP HUNG WINDOWS (cont.)

	600	900	1200	1500
1200	 PTT 612	 PTT 912		 P4TT 1512
1200		 PTTH 912	 PTTH 1212	 PTTH 1512
1500	 PTT 615	 PTT 915	 PTT 1215	 PTT 1515
1500				 P4TT 1515
1500	 PT 615	 PT 915	 PTTH 1215	 PTTH 1515
1800	 PTT 618	 PTT 918	 PTT 1218	 PTT 1518
1800	 PT618	 PT918	 PTTH1218	 PTTH1518

Ⓞ Obscure glass available in all windows.




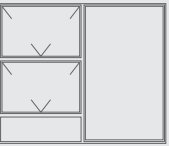
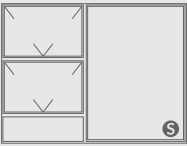

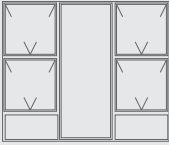
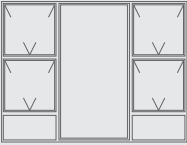
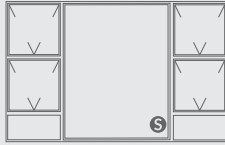
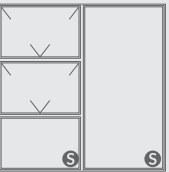
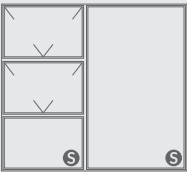
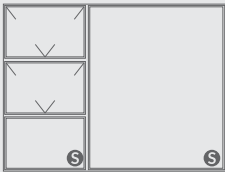
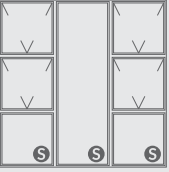
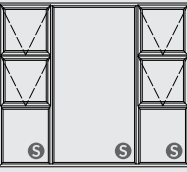
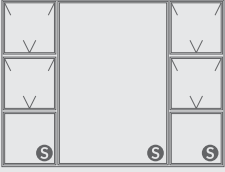
Ⓢ Toughened safety glass is fitted to selected windows where required.

All sizes shown are cavity opening sizes.

Products are 10mm smaller in width and height than indicated.

All windows are supplied as left hand - as a standard. Right hand windows are available on request.

TOP HUNG WINDOWS (cont.)

1800	2100	2400
 <p>P4TT 1812</p>		
	 <p>P4TT 2112</p>	 <p>P4TT 2412</p>
 <p>PTT 1815</p>	 <p>PTT 2115</p>	 <p>PTT 2415</p>
 <p>P4TT 1815</p>	 <p>P4TT 2115</p>	 <p>P4TT 2415</p>
 <p>PTT 1818</p>	 <p>PTT 2118</p>	 <p>PTT 2418</p>
 <p>P4TT 1818</p>	 <p>P4TT 2118</p>	 <p>P4TT 2418</p>

Ⓞ Obscure glass available in all windows.

Ⓢ Toughened safety glass is fitted to selected windows where required.

All sizes shown are cavity opening sizes.

Products are 10mm smaller in width and height than indicated.


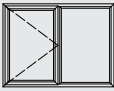
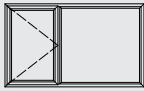
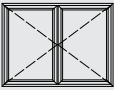
All windows are supplied as left hand - as a standard. Right hand windows are available on request.

SIDE HUNG WINDOWS



SIDE HUNG RANGE

The opening sash on a side hung window can be opened to direct the airflow exactly where you want it for maximum ventilation. When ordering please specify whether the window is left-hand or right-hand opening as viewed from the outside.

	600	900	1200	1500
900	 SH69		 SH129	 SH159
900			 SHH129	

- Ⓞ Obscure glass available in all windows.
- Ⓢ Toughened safety glass is fitted to selected windows where required.

All sizes shown are cavity opening sizes.

Products are 10mm smaller in width and height than indicated.

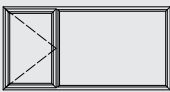
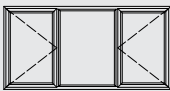
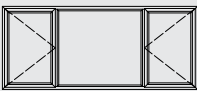

All windows are supplied as left hand - as a standard. Right hand windows are available on request.

SIDE HUNG WINDOWS



Features

- Ergonomic midnight black cast steel handles
- Durable stainless steel window hinges.
- Can be fitted with burglar bars on request.

1800	2100	2400
 <p>SH189</p>		
 <p>SHH189</p>	 <p>SHH219</p>	 <p>SHH249</p>

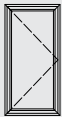
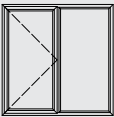
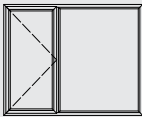

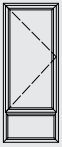
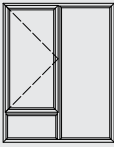
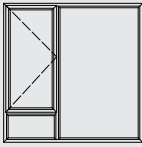

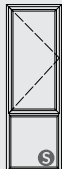
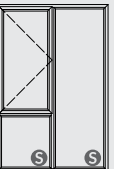
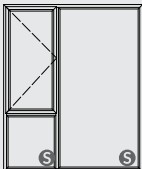
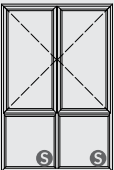
- Ⓞ Obscure glass available in all windows.
- Ⓢ Toughened safety glass is fitted to selected windows where required.

All sizes shown are cavity opening sizes.

Products are 10mm smaller in width and height than indicated.

All windows are supplied as left hand - as a standard. Right hand windows are available on request.

SIDE HUNG WINDOWS (cont.)

	600	900	1200	1500
1200	 <p>SH612</p>		 <p>SH1212</p>	 <p>SH1512</p>
1200			 <p>SHH1212</p>	
1500	 <p>SH615</p>		 <p>SH1215</p>	 <p>SH1515</p>
1500			 <p>SHH1215</p>	
1800	 <p>SH618</p>		 <p>SH1218</p>	 <p>SH1518</p>
1800			 <p>SHH1218</p>	

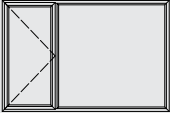
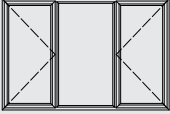
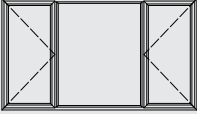

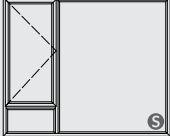
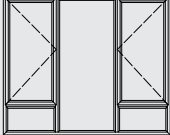
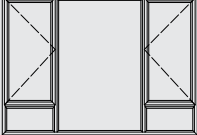
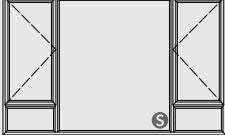
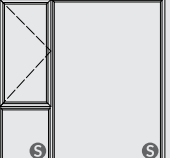
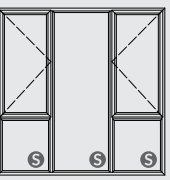
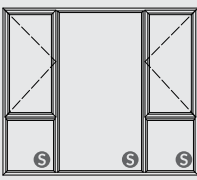
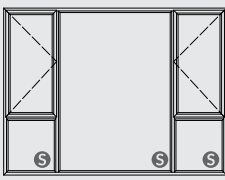
- Ⓞ Obscure glass available in all windows.
- Ⓢ Toughened safety glass is fitted to selected windows where required.

All sizes shown are cavity opening sizes.

Products are 10mm smaller in width and height than indicated.

All windows are supplied as left hand - as a standard. Right hand windows are available on request.

SIDE HUNG WINDOWS (cont.)

1800	2100	2400
		
SH1812		
		
SHH1812	SHH2112	SHH2412
		
SH1815		
		
SHH1815	SHH2115	SHH2415
		
SH1818		
		
SHH1818	SHH2118	SHH2418

- Ⓞ Obscure glass available in all windows.
- Ⓢ Toughened safety glass is fitted to selected windows where required.

All sizes shown are cavity opening sizes.

Products are 10mm smaller in width and height than indicated.



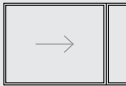






All windows are supplied as left hand - as a standard. Right hand windows are available on request.

HORIZONTAL GLIDING WINDOWS



HORIZONTAL GLIDING RANGE

Horizontal windows provide effective ventilation where the external space is limited. Design simplicity and few moving parts make these windows more durable than conventional windows. Ideal for wide openings, the advanced gliding mechanism requires very little effort to open or close them.

	900	1200	1500
600	 HS 96	 HS 126	 HS 156
900	 HS 99	 HS 129	 HS 159
1200	 HS 912	 HS 1212	 HS 1512

Ⓞ Obscure glass available in all windows.

All sizes shown are cavity opening sizes.

Products are 10mm smaller in width and height than indicated.

HORIZONTAL GLIDING WINDOWS



- Available in standard sizes, but non-standard sizes can be ordered at an additional cost.
- High security locking mechanism included.
- Recessed finger-latches also included.

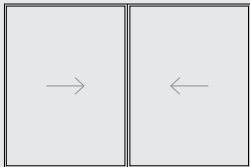
1800



HS 186



HS 189



HS 1812

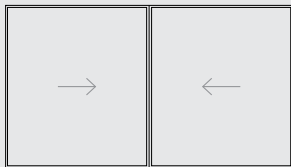
2100



HS 216



HS 219



HS 2112

© **Obscure glass available in all windows.**

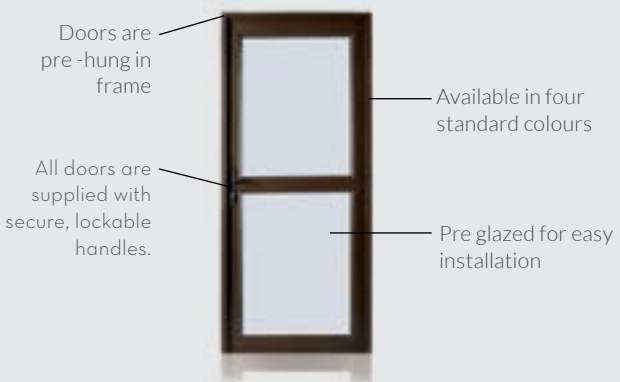
All sizes shown are cavity opening sizes.

Products are 10mm smaller in width and height than indicated.



THE **KENZO** DOOR RANGE

KENZO offers a wide range of door types, styles and sizes to meet your needs. This exquisitely made range is readily available through all leading hardware retailers. Selected products are SANS 613 compliant.



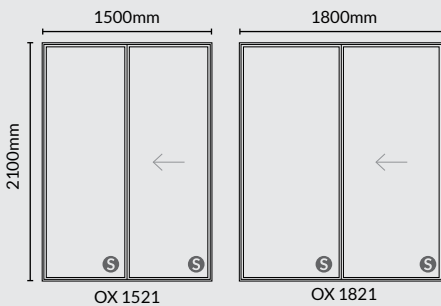
SLIDING DOOR RANGE



SLIDING DOOR RANGE

KENZO sliding doors are constructed with long-life rollers to ensure a smooth gliding action and are pre-glazed with toughened safety glass. Our sliding doors are designed to be weather and dust-proof.

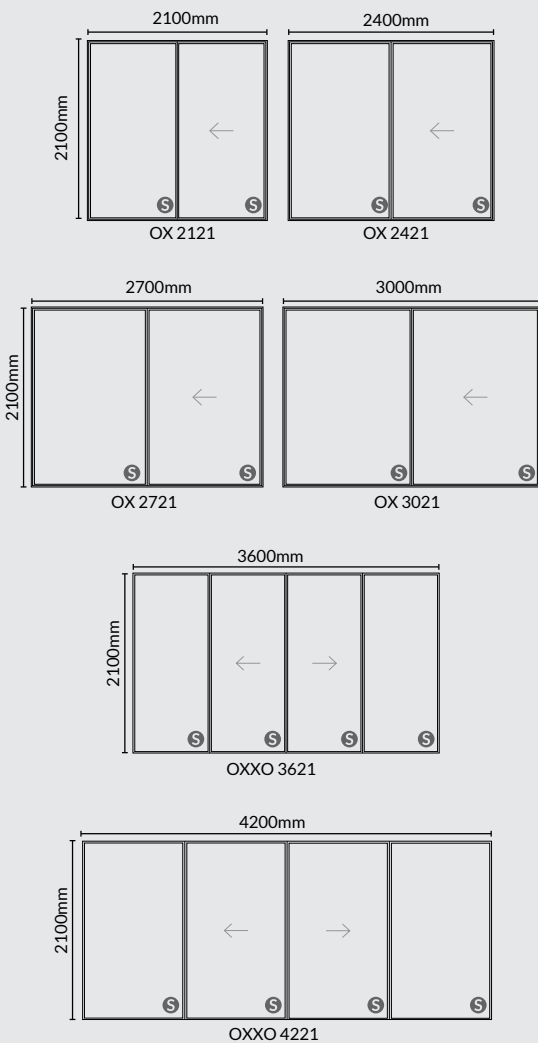
- All doors are supplied with secure and lockable handles.
- Night latches can be fitted for extra security.



SLIDING DOORS (cont.)



SLIDING DOOR RANGE



- All doors are supplied with secure, lockable handles.
- Two-panel sliding doors are universally handed to allow for either left or right opening.
- **S** All doors are fitted with 5mm toughened safety glass.

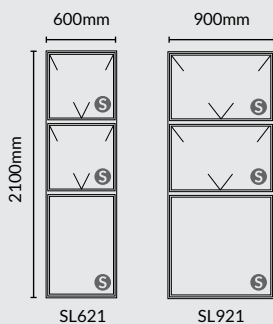
SLIDING DOORS (cont.)



Door Type	Actual size		Opening size to fit	
	Width	Height	Opening Width	Opening Height
OX 1521	1,490	2,090	1,500	2,100
OX 1821	1,790		1,800	
OX 2121	2,090		2,100	
OX 2421	2,390		2,400	
OX 2721	2,690		2,700	
OX 3021	2,990		3,000	
OXXO 3621	3,590		3,600	
OXXO 4221	4,190		4,200	

SIDELIGHTS

All doors can be coupled with sidelights, either fixed, vertical sliding or projecting-out vents .



- Pre-glazed sidelights can be fitted to the left, right or on both sides of the doors.
- Adapter jamb and sill sold separately

S 4mm toughened safety glass fitted to all sidelights.

O - Indicates the fixed panel X - Indicates the sliding panel

OX - Doors are universally handed i.e.: they can be assembled either left-hand or right-hand opening.

OXXO - Doors are opened from the middle.

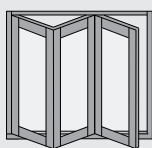
FOLD-A-SIDE DOORS



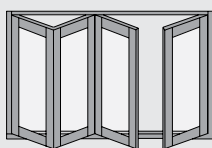
FOLD-A-SIDE DOOR RANGE

When opened, these doors create the maximum possible opening you can get. It's the perfect way to extend your kitchen, sun room, lounge or bedroom. These doors are divided into sections and you can choose from a three-panelled door to a much wider six-panelled door.

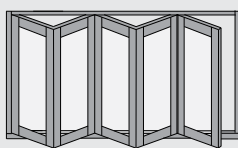
S All doors are supplied with 5mm toughened safety glass.



3-door
1800w x 2100h
2100w x 2100h



4-door
2400w x 2100h
2800w x 2100h

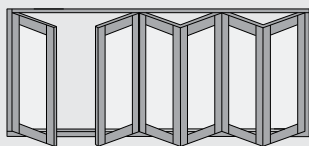


5-door
3000w x 2100h
3500w x 2100h

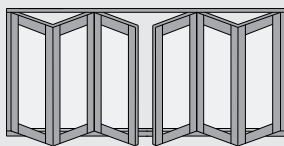
FOLD-A-SIDE DOORS



- When ordering please specify whether the door must stack to the left or right when viewed from the outside.
- All doors open outwards.
- It is not necessary to open the entire span for access. The first leaf functions as a single (traffic) door and opens independently.



6-door
3600w x 2100h
4200w x 2100h



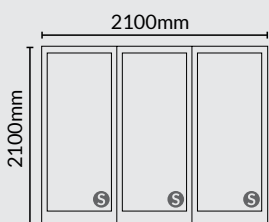
6-door centre
3600w x 2100
4200w x 2100h



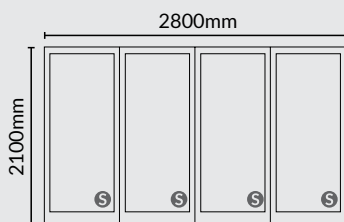
FOLD-A-SIDE DOOR RANGE

Fold-a-side doors are available in both 700mm or 600mm door widths. All doors are 2100mm in height and you can have a maximum 4200mm span in our standard range. This door range has been carefully developed to replace old sliding doors.

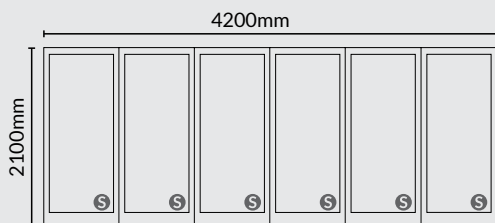
700 SERIES



SFD3FG7L/R



SFD4FG7L/R



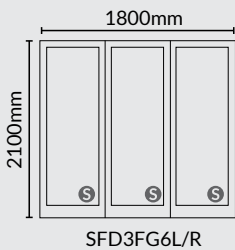
SFD6FG7L/R

3, 4, 5, and 6 door configurations are available in either LEFT-HAND or RIGHT-HAND opening.

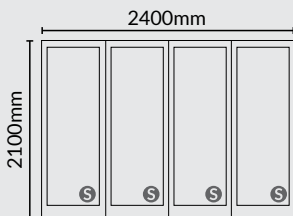
FOLD-A-SIDE DOORS (cont.)




600 SERIES



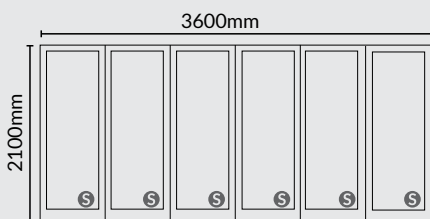
SFD3FG6L/R



SFD4FG6L/R



SFD5FG6L/R



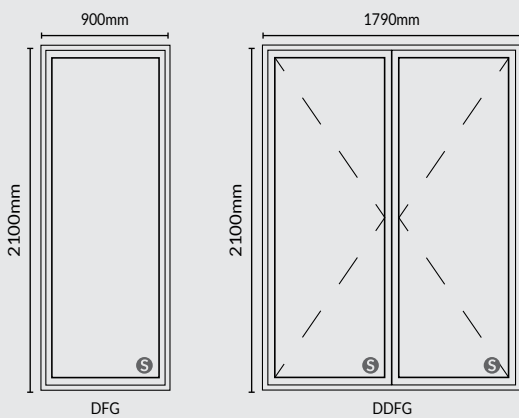
SFD6FG6L/R

3, 4, 5, and 6 door configurations are available in either LEFT-HAND or RIGHT-HAND opening.



ENTRANCE DOOR RANGE

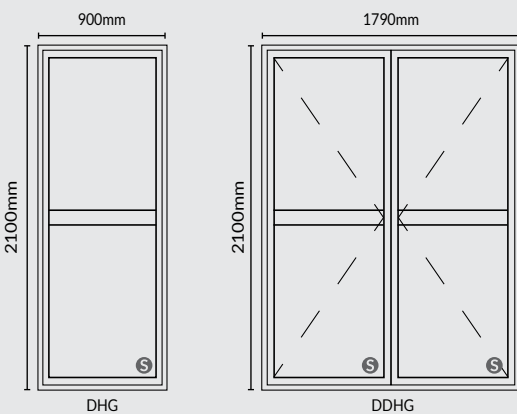
The KENZO range of entrance doors can be used in a wide range of applications such as front doors, balcony doors, office doors and even internal doors.



ENTRANCE DOORS



- Open-out doors have a bottom weatherproof sill fitted in the frame
- Open-in doors require the builder to weatherproof below the door.



KENZO

THE POPULAR CHOICE

SWARTLAND

The Swartland story began back in 1951 with Oupa Hanekom in the small town of Moorreesburg - a few wheat fields north of Cape Town.

When his son, Oom Jurgens, took over the reins he introduced his personal philosophy of 'continuous improvement' to the business.

Today under the leadership of Jurie, James and Hans Hanekom this desire to constantly improve is an integral part of the Swartland culture.

It's a place where traditional values, such as hard work and pride, live in harmony with new technology and inspired ideas.

The results speak for themselves - windows and doors crafted to perfection and manufactured to last, backed up by knowledgeable national service teams.

National Call Centre: 0861 10 24 25

SANS613
CERTIFIED



SABS
ISO 9001

www.swartland.co.za

HEAD OFFICE: 0861 10 24 25

Cape Town: 0861 10 24 25 **Johannesburg:** 0861 10 24 25

Durban: 0861 10 24 25 **Port Elizabeth:** 041 487 1342

East London: 043 745 0410 **George:** 044 874 5642

Namibia: 00 264 612 49558

SWARTLAND COLLECTIONS



July 2017

The information contained in this catalogue was accurate at the time of going to print. However, Swartland Investments (Pty) Ltd reserves the right to change product designs and specifications in line with our continuous development programme.

*TERMS AND CONDITIONS APPLY. SEE GUARANTEE CERTIFICATE FOR DETAILS