

Chamaeleo calyptratus Veiled Chameleon Care Guide



*A ChameleonAcademy.com
Publication*



For a detailed explanation of each section of this Care Summary, and even more information about Veiled Chameleons, you can scan the QR code to be taken directly to the webpage.



Chamaeleo calypttratus calypttratus Veiled (or Yemen) Chameleon

Chameleon Academy Care Summary

For detailed information visit <https://chameleonacademy.com/veiled-chameleon>



Male



Female



Juvenile

Cage Size

Minimum	2' x 2' x 4' or 36" x 18" x 36"
Ideal	4' x 2' x 4' or Greater

One chameleon per cage

"Forest Edge" Style

Live plants

MUST have suitable perching branches behind plants where chameleon can hide entire body from your view and block UVB light from above





Chamaeleo calypttratus calypttratus Veiled (or Yemen) Chameleon

Chameleon Academy Care Summary

Temperature

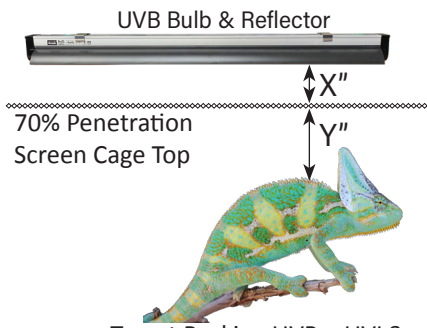
DayTime	72 -78°F / 22-25°C
NightTime	55-65°F /13-18°C
Basking	85°F /29°C

Humidity

DayTime	40% - 50% RH ¹
NightTime	80% to 100% RH ²

¹Ensure that branches and surfaces dry daily
²Provide air movement to avoid stagnant air

UVB

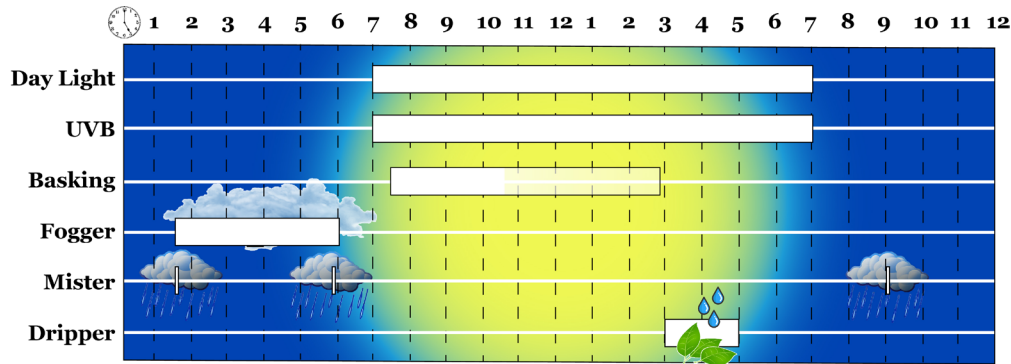


Target Basking UVB = UVI 3
Target Cage Top UVB = UVI 7.4

Technology	Bulb Strength	X	Y
T5 HO Linear	5.0 or 6%	2"	4"
T5 HO Linear	10.0 or 12%	6"	6"

- X" + Y" distance is from UVB bulb to back of chameleon through a 70% penetration screen top panel of the cage.
- X" + Y" distance is average compromise over bulb lifetime. Use Solarmeter 6.5 for exact measurements.
- Bulb must have a dedicated reflector.

Hydration & Lighting




Mister cycles are 1-2 minutes in length

Feeding

Age	Frequency	Quantity
Growing or Gravid	Every day	No Limit
Adult	Every other day	3-5 Feeders

- One Feeder Unit = one "Safe Size" cricket
- Add feeder variety at equivalent volume
- Ex: if "safe size" cricket = 1/2" then 1 feeder unit = 1/2" cricket or 4* 1/4" Crickets or 20 fruit flies

Safe cricket size





Chamaeleo calypttratus calypttratus

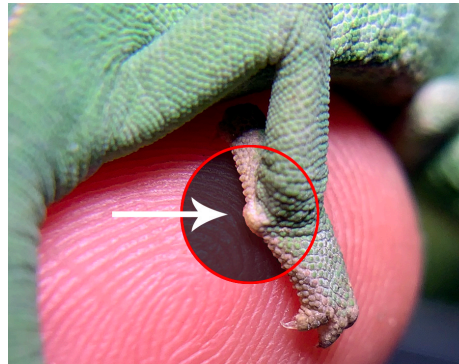
Veiled (or Yemen) Chameleon

Chameleon Academy Breeding Summary


For detailed information visit <https://chameleonacademy.com/veiled-chameleon-care>



Male/Female Comparison




Hatchling Male Hind Spur



Adult Male Hind Spur



Gravid Female Coloration



Hatchling Female Hind Foot



Adult Female Hind Foot

Breeding Stats

Sexual Maturity	5 Months ¹
Reproduction	Egg Laying
Clutch Size	20-100 ²
Gestation	1 month
Incubation Temp	76°F / 24°C
Incubation Time	6-12 Months

¹ Wait until 8+ months to breed

² <30 eggs is healthy. 30+ eggs is a result of overheating/overfeeding

- Females prone to egg-binding due to overfeeding
- Egg-binding (dystocia) from excessive clutch size and swollen fat pads
- Observe feeding frequency and basking temperatures before mating to maintain healthy size

Laying Bin

Substrate:

50% organic soil

50% playsand

Soil Depth: 4" - 5"

Visual privacy during laying!

Consult website for breeding details

Optional: sprinkle sand on surface so disruption shows laying spot.

Optional: tape black trash bag to clear bin for laying.



Remove bag to see egg location.

Optional: root ball

Baby Raising

Raise in smallest groups possible

Individual raising is ideal

Heavily planted

Feed as much as babies will eat

Beware of excessive heat/UVB

Consult website for hatchling care





Chamaeleo calypttratus calypttratus Veiled (or Yemen) Chameleon

Chameleon Academy Medical Summary

High level ID only. Consult with veterinarian for care.

Metabolic Bone Disorder (MBD)

Description: Improper body growth and function due to calcium deficiency.

Symptoms: Bowed legs, unable to hold body up, weakened bone structures, curved elbows, misaligned jaws, sunken casque

Treatment: Correct husbandry. Vet care to rehabilitate damage

Prevention: Proper calcium intake and UVB lighting (or Vit D3)



Burns

Description: Caused by excessive heat from basking bulb

Symptoms: gray scarring, black areas, open sores

Treatment: lower basking temperature. Vet care to rehabilitate damaged areas

Prevention: Measure basking temperature at back level and do not let it get above recommended basking temperature.



Obesity

Description: excessive fat on body which can lead to unhealthy body and egg binding (Dystocia)

Symptoms: overall rotund appearance, swollen casque, clutches of over 30 eggs

Treatment: reduce food intake.

Prevention: 3-4 food items every other day except baby or gravid females.



Dystocia (Egg Binding)

Description: Female is unable to lay developed eggs inside her.

Symptoms: female showing distress during egg laying

Treatment: Vet care necessary to spay female

Prevention: 3-4 food items every other day except when females are actively gravid.



Closed Eyes/Internal Distress

Description: When chameleons have internal distress they close their eyes.

Symptoms: Eyes are closed or sunken in during the day

Treatment: Consult vet for accurate diagnosis.

Prevention: Proper husbandry and fecal check for parasites





Chameleon Academy

How To Use Care Sheets

Care sheets are just starting points

A care sheet represents the ideal conditions, as we currently understand them, that have worked for the widest number of that chameleon species. This is an average. Your chameleon is an individual in your unique environmental conditions. Therefore, it should be no surprise if something needs to be adjusted as you observe your chameleon's behavior. Does he want the basking bulb on for longer? Does he need more hydration? Use this care sheet only to establish your initial parameters, but then **listen to what your chameleon is telling you!** These parameters are meant to get you started, not to lock you in to certain numbers. Your chameleon is the expert in what chameleons need! But make sure you fully understand the situation before changing the parameter. This is where constant study of chameleon language is imperative for successful long term chameleon keeping.

Further Research Opportunities

Each Chameleon Academy care summary has a website link that will take you to a deeper discussion regarding each parameter. This is the first step to deeper understanding of the parameters. The rest of the website will then provide more context. The Chameleon Academy outreach includes the **Chameleon Academy Podcast** with over 250 episodes interviewing the top keepers, breeders, veterinarians, and scientists in the world. This podcast is available on any major podcast playing app, a dedicated free Chameleon Academy iTunes/Google Play app, and on the <https://ChameleonAcademy.com> website. You may also consult the **Chameleon Academy YouTube channel** for video tutorials.

Breeders, Influencers, and Groups

These care summaries are meant for community use. You are welcome to use these care summaries, unaltered, on your websites, Facebook groups, or any other application which calls for chameleon care information. If you use Chameleon Academy care information then you may refer any questions you may get about the parameters listed here to me. If the question is not answered in my website details then I will answer it personally.

Conflicting Husbandry Advice

There are diverse experiences in the community and each person can speak only to what they know. Therefore, you will find conflicting advice throughout the community. Your best approach to dealing with these differences is to do your research into the person you trust the most or is directly involved with helping you. The most obvious choice is to follow the advice of the breeder who is helping you with your first chameleon. Do not worry if other people (or even I) say differently. Follow your chosen person until you are comfortable enough with chameleon keeping that you can decide on a different approach.