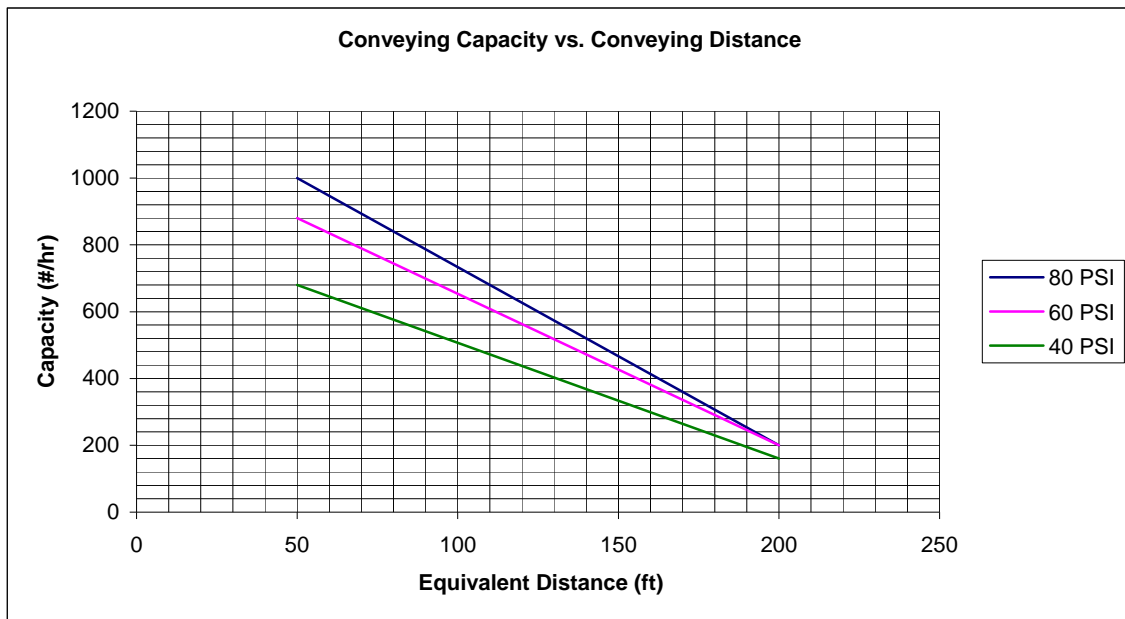


## SPECIFICATIONS

Modelo		SPOTL-1	SPOTL-2	SPOTLM-1	SPOTL-G
Compressed Air Line	SCFM	14	28	14	14
	PSI	80	80	80	80
	inch	3/8	3/8	3/8	3/8
Material Line	inch	1-1/4	1-1/4	1-1/4	1-1/4
Electrical	V/ph/Hz	120/1/60	120/1/60	120/1/60	120/1/60
Dimensions(2)	inch	8.25 Dia. X 18.5 H	8.25 Dia. X 18.5 H	3.5 Dia. X 17.25 H	8.25 Dia. X 18.5 H
Weight(3)	lb	22.0	22.0	16.5	22.0

(1) As a result of continuous improvement efforts, specifications are subject to change without notice or liability. (2) Dimensions for hopper and filter assemblies without sight glass. (3) Standard unit weight unit.



Equivalent distance calculated using the following:

1' horizontal pipe = 1' equivalent distance

1' vertical pipe = 2' equivalent distance

90° pipe bend = 10' equivalent distance

1' hose = 4' equivalent distance

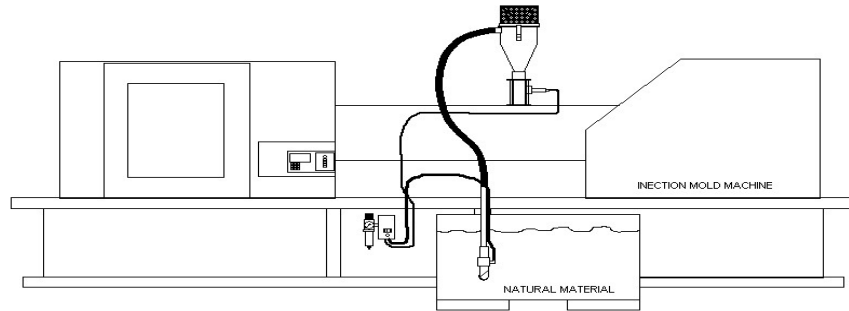
35#/ft<sup>3</sup> material

Standard unit represents 50' equivalent distance

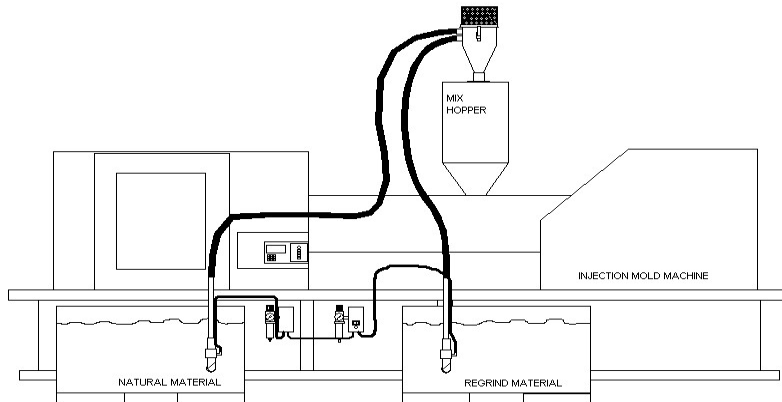
200' equivalent distance was 90' horizontal pipe, 20' material hose and 3 90° pipe bends

## INSTALLATION ARRANGEMENTS

### Single Entry Loader



### Dual Entry Loader



### Granulator Loader

