

FORZA DI CHIUSURA MOULD CLAMPING FORCE FUERZA DE CIERRE FORCE DE FERMETURE	KN	120
---	-----------	------------

Carro singolo / Single station /
Estación simple / Chariot simple

Carro doppio / Double station /
Estación doble / Chariot double

	PB12ES-430	PB12ES-480	PB12ES-630	PB12ED-430	PB12ED-480	PB12ED-630
--	------------	------------	------------	------------	------------	------------

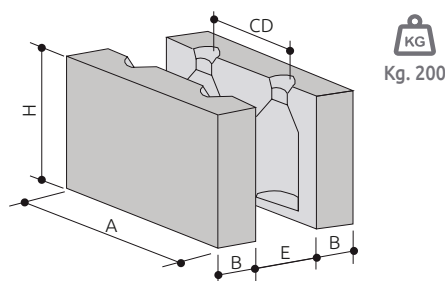
DATI GENERALI / GENERAL DATA / DATOS GENERALES / DONNÉES GÉNÉRALES

Stampi / Moulds / Moldes / Moules	n°	1	1	1	2	2	2
Corsa / Stroke / Carrera / Course	mm	430	480	630	430	480	630
Ciclo a vuoto / Dry cycle time / Ciclo en vacío / Cadence à vide	s	2,7	2,7	2,8	2,7	2,7	2,8
Potenza motore chiusura / Motor clamping power / Potencia motor de cierre / Puissance moteur de fermeture	kW	2,0			2,0		

CONSUMI / CONSUMPTIONS / CONSUMOS / CONSOMMATIONS

Pressione aria / Air pressure / Presión aire / Pression air	bar	6 ÷ 8			6 ÷ 8		
Consumo aria / Air consumption / Consumo aire / Consommation air	Nl/min	1000			2000		
Pressione acqua / Cooling water pressure / Presión agua / Pression eau	bar	3 ÷ 5			3 ÷ 5		
Raffreddamento stampi HDPE / Mould cooling HDPE / Enfriamiento moldes HDPE / Refroidissement moules HDPE	KJ/Kg	650			650		

STAMPO / MOULD / MOLDE / MOULE



	PB12ES-430	PB12ES-480	PB12ES-630	PB12ED-430	PB12ED-480	PB12ED-630
A mm	450	500	650	420	470	620
H mm	400	400	400	400	400	400
B mm	98÷105			98÷105		
E mm	200			200		

CD INTERASSE USCITE / CENTER DISTANCE / DISTANCIA ENTRE CENTROS / ENTRAXE FILIÈRES

N. Cav	2	3	4	5	6	7	8	9	10
C = 430	180	120	90	70	60	50	-	-	-
C = 480	200	135	100	80	65	55	50	-	-
C = 630	280	180	140	110	90	80	70	60	55

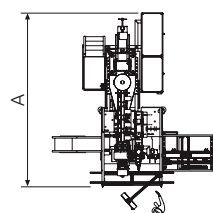
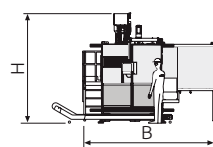
C = Corsa / Stroke / Carrera / Course

ESTRUSORE / EXTRUDER / EXTRUSORA / EXTRUDEUSE

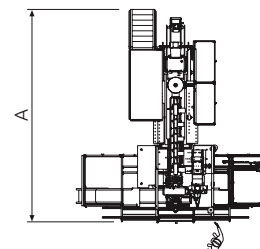
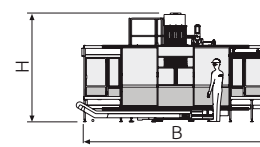
	E60/25	E70/25	E80/25	E90/25	
Diametro vite / Screw diameter / Diámetro husillo / Diamètre vis	mm	60	70	80	90
Lunghezza vite / Screw length / Largo husillo / Longueur vis	L/D	25	25	25	25
Potenza motore / Motor power / Potencia motor / Puissance moteur	kW	30	37	44	55
Plastificazione HDPE / HDPE plasticizing / Plastificación HDPE / Plastification HDPE	kg/h	75	110	150	190

DIMENSIONI E PESO / DIMENSIONS AND WEIGHT / DIMENSIONES Y PESO / DIMENSIONS ET POIDS

	Carro singolo / Single station / Estación simple / Chariot simple	Carro doppio / Double station / Estación doble / Chariot double
	A x B x H	A x B x H
C = 430	5000 x 3200 x 3300 5850 kg	5000 x 4000 x 3300 9300 kg
C = 480	4800 x 3200 x 3300 5850 kg	5000 x 4000 x 3300 9300 kg
C = 630	4800 x 3800 x 2800 5850 kg	5000 x 4600 x 3300 9300 kg



Carro singolo / Single station / Estación simple / Chariot simple



Carro doppio / Double station / Estación doble / Chariot double