

## Scissor Lock



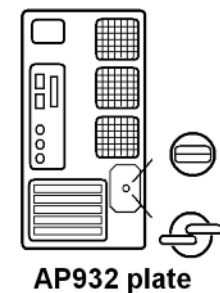
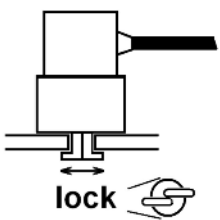
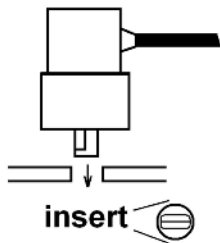
model CZX



model UCL932



Scissor Lock



The scissor lock is a component of the [Universal Cable Lock](#) and an optional cable end for the [Coiled Security Tethers](#) and [Straight Security Tethers](#). The scissor lock enables quick attachment of the security cable to laptops, computers, tablets, projectors, televisions, remote controls, retail and service counter display items, medical devices, and furniture. There are three options for attaching the scissor lock:

**Option 1:** Locate a pre-existing 9/32" hole in the surface where you want to attach the scissor lock. Insert the locking end of the scissor lock into the hole and turn the key.

**Option 2:** Drill a 9/32" hole through any surface up to 1/8" thick. Insert the locking end of the scissor lock into the hole and turn the key. This is an excellent way to attach your scissor lock to media carts and other sheet metal furniture.

**Option 3:** Mount the [scissor lock plate](#). Lock the scissor lock to the 9/32" hole in the plate. The scissor lock plate can be mounted to any flat surface on computers, tablets, laptops, projectors, medical equipment, service counter and display items, and furniture.