




**BUTLER  
DIARIES**



**PROMPT 1: RESPECT**  
**NATURE SCAVENGER HUNT**  
**RESOURCE PACK**



## Instructions

**1) Scavenger Hunt Board.** Ahead of time, take pictures of animals and plants around your yard to create a scavenger board or use the one provided.

**2) Arm the children.** Arm the children with all the learning tools they need, magnifying glasses, clipboards, and pencils.

**3) Off you go.** Start exploring and see how many you can tick off your board.

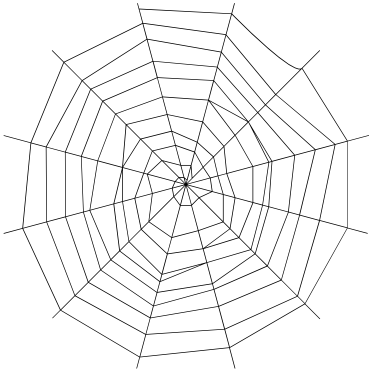
**TIP!** Don't just race through trying to find everything all at once. Walk together around the yard, asking children to look and listen for different things. Stop at each find and discuss what you see, what is happening, and the importance of it in Nature's ecosystem.

**TIP!** It's also an opportunity to discuss enjoying nature safety (for example, look but don't touch spiders and insects and poisonous mushrooms).





# Nature Scavenger Hunt



Spiderweb



Bee




Butterfly




Leaf



Feather



Stick



Rock



Catipillar



Plant



Bird



Tree

What else?

---

---

---

---

---

---

---

# Nature Scavenger Hunt






## Extension Ideas

### Bingo

Create cards to go along with your Scavenger Board and play Bingo.

### Map

Draw a map of the route you took and where you found everything you found on your Scavenger Hunt.

Don't forget to record all your learning in your Our Sustainable Year Wall Calendar.

