

robot *coupe*®



POWER MIXERS




RESTAURANTS - CATERERS - DELICATESSENS

LARGE RANGE

Easy Plug



STAINLESS STEEL



ERGONOMIC



New improved handle ergonomics for greater user comfort.



The speed variation button on the variable-speed and Combi machines can easily be used with one hand.



Power cord winding system for easier storage and longer lifespan.

DETACHABLE POWER CORD



New patented Easy Plug system making it far easier to replace the power cord during after-sales servicing.



Indicator light: To make sure that the machine is plugged properly and ready to start.


SANITATION

Removable stainless steel blade and bell for easy cleaning and maintenance.



TURBO RANGE MIXERS

MP 350 Turbo - MP 450 Turbo - MP 550 Turbo


 Removable foot and blade, a Robot Coupe exclusive patented system. Delivered with 1 stainless steel wall support and blade disassembly tool.

EBS technology: electronic system optimizing motor output.


ETL electrical and sanitation listed/cETL (Canada)

Nema #: 5-15P


MP 350 Turbo

Power	1 HP / 660 watts	
Voltage	Single phase	
Speed	12000 rpm	
Blade, foot and shaft	14" length - all stainless steel	
Removable bell	a Robot Coupe exclusive	
Dimensions L x W	30 7/8" x 5"	
Approximate shipping weight	15 lbs	
Approx. carton size (WxDxH)	36.75" x 10.75" x 6.25" - Cube: 1.43	

MP 450 Turbo

Power	1.1 HP / 720 watts	
Voltage	Single phase	
Speed	12000 rpm	
Blade, foot and shaft	18" length - all stainless steel	
Removable bell	a Robot Coupe exclusive	
Dimensions L x W	34 3/4" x 5"	
Approximate shipping weight	15 lbs	
Approx. carton size (WxDxH)	36.75" x 10.75" x 6.25" - Cube: 1.43	

MP 550 Turbo

Power	1.2 HP / 840 watts	
Voltage	Single phase	
Speed	12000 rpm	
Blade, foot and shaft	21" length - all stainless steel	
Removable bell	a Robot Coupe exclusive	
Dimensions L x W	36 7/16" x 5"	
Approximate shipping weight	16 lbs	
Approx. carton size (WxDxH)	36.75" x 10.75" x 6.25" - Cube: 1.43	




ACCESSORIES/OPTIONS	MP 350 / MP 450 Turbo		MP 550 Turbo	
	Ref.	List Price	Ref.	List Price
Bell cover assembly with removable stainless steel cutting blade	39335	\$323	39455	\$323
Blade assembly tool	89662	\$57	89662	\$57
Wall rack for power Mixers for Non Combi Models	89629	\$59	89629	\$59

TURBO RANGE MIXERS



MP 600 Turbo - MP 800 Turbo

 Removable foot and blade, a Robot Coupe exclusive patented system
 Delivered with 1 stainless steel wall support and blade disassembly tool.
 EBS technology: electronic system optimizing motor output.
ETL electrical and sanitation listed/cETL (Canada)
Nema #: 5-15P

MP 600 Turbo

EBS

Power 1.5 HP / 920 watts
 Voltage Single phase
 Speed 12000 rpm
 Blade, foot and shaft 24" length - all stainless steel
 Removable bell a Robot Coupe exclusive
 Dimensions L x W 38" x 5"
 Approximate shipping weight 17 lbs
 Approx. carton size (WxDxH) 36.75" x 10.75" x 6.25" - Cube: 1.43

MP 800 Turbo

EBS

Power 1.6 HP / 1000 watts
 Voltage Single phase
 Speed 12000 rpm
 Blade, foot and shaft 29" length - all stainless steel
 Removable shaft and bell a Robot Coupe exclusive
 Double handle ergonomic design making it more comfortable to use and move around
 Dimensions L x W 44.5" x 5"
 Approximate shipping weight 21 lbs
 Approx. carton size (WxDxH) 27.25" x 15.25" x 9.25" - Cube: 2.22

ACCESSORIES/OPTIONS	MP 600		MP 800 Turbo	
	Ref.	List Price	Ref.	List Price
Bell cover assembly with removable stainless steel cutting blade	89241	\$351	89241	\$351
Blade assembly tool	89662	\$57	89662	\$57
Wall rack for power Mixers for Non Combi Models	89629	\$59	89629	\$59
Wall rack for power Mixers (MP 800 Turbo ONLY)			89007	\$59

TURBO RANGE - COMBI MIXER / WHISK

MP 350 Turbo Combi - MP 450 Turbo Combi

Removable foot, blade and shaft, a Robot Coupe exclusive patented system
 Patented metal gear box protects from stress when processing pancakes or mashed potatoes.
 Delivered with 1 stainless steel wall support and blade disassembly tool.
 EBS technology: electronic system optimizing motor output.
ETL electrical and sanitation listed/cETL (Canada).
Nema #: 5-15P

MP 350 Turbo Combi

EBS

Power	1 HP / 660 watts
Voltage	Single phase
Variable speed	3000 to 10000 rpm (Mixer assembly) 500 to 1500 rpm (Whisk assembly)
Blade, foot and shaft	14" length - all stainless steel
Whisk	10" length
Removable shaft and bell	a Robot Coupe exclusive
Dimensions L x W	30 7/8" - 5" (Mixer assembly) 31 3/4" - 4 3/4" (Whisk assembly)
Approximate shipping weight	18 lbs
Approx. carton size (WxDxH)	27.5" x 15.5" x 6" - Cube: 1.48

MP 450 Turbo Combi

EBS

Power	1.1 HP / 720 watts
Voltage	Single phase
Variable speed	3000 to 10000 rpm (Mixer assembly) 500 to 1500 rpm (Whisk assembly)
Blade, foot and shaft	18" length - all stainless steel
Whisk	10" length
Removable shaft and bell	a Robot Coupe exclusive
Dimensions L x W	34 3/4" - 5" (Mixer assembly) 31 3/4" - 4 3/4" (Whisk assembly)
Approximate shipping weight	19 lbs
Approx. carton size (WxDxH)	27.5" x 15.5" x 6" - Cube: 1.48

Mixing Tool

Accessory for MP 350 Turbo Combi, MP 450 Turbo Combi and MP 450 Turbo FW
 Ideal for Mashed Potato Flakes, Dehydrated Soups and Pastry Mixes



TURBO RANGE - WHISK



MP 450 Turbo FW

SELF REGULATING SPEED

EBS

Power	1.1 HP / 720 watts
Voltage	Single phase
EBS technology	electronic system optimizing motor output
Variable speed	250 to 1500 rpm
Whisk	10" length
Gear box	patented metal gear box protects from stress when processing pancakes or mashed potatoes.
Delivered with	1 stainless steel wall support
Dimensions L x W	31 3/4" - 5"
Approximate shipping weight	15 lbs
Approx. carton size (WxDxH)	27.5" x 15.5" x 6" - Cube: 1.48
ETL electrical and sanitation listed/cETL (Canada).	
Nema #: 5-15P	

Ref. MP 450 Turbo FW - 120V/60/1

\$1,369

OPTIONS

MMP 160 V.V., MMP 190 V.V. & MMP 240 V.V.

	Ref.	List Price
Bell Cover assembly with removable stainless steel cutting blade		
For the MMP 160 V.V.	89101	\$308
For the MMP 190 V.V. & MMP 240 V.V.	89053	\$275
Blade assembly tool	89058	\$55
Wall rack for power Mixers	89614	\$59
Whisk Attachment (for MMP 190 V.V. & MMP 240 V.V. only)	27334	\$290

OPTIONS

CMP 250 V.V., CMP 400 V.V. & CMP 250 Combi

	Ref.	List Price
Bell Cover assembly with removable stainless steel cutting blade	89678	\$353
Blade assembly tool	89662	\$57
Wall rack for power Mixers for regular models	89637	\$61
Wall rack for power Mixers for Combi models	89630	\$59
Whisk assembly (Set of 2) (Combi Models Only)	89649	\$204

ACCESSORIES/OPTIONS

MP 350 & MP 450 Turbo Combi

	Ref.	List Price
Bell cover assembly with removable stainless steel cutting blade	39335	\$323
Blade assembly tool	89662	\$57
Wall rack for power Mixers (Combi Models Only)	89630	\$59
Whisk assembly (Combi Models Only, Set of 2)	89553	\$251
Mixing Tool (Combi Models and MP450 Turbo FW Only)	27355	\$1,243

MP 450 XL FW Turbo

SELF REGULATING SPEED

EBS

Easy Plug

Power	1.1 HP/720 Watts
Voltage	Single phase
EBS technology	electronic system optimizing motor output
Variable speed	150 to 510 rpm
Whisk	27" length
Gear box	ultra-resistant patented metal gear box protects from stress when processing pancakes or mashed potatoes.
Delivered with	1 stainless steel wall support
Dimensions L x W	47 1/2", diameter 6 15/16"
Approximate shipping weight	20 lbs
Approx. carton size (LxWxH)	Carton 1: 27.5"x15.25"x6" - Cube: 1.46
	Motor base
	Carton 2: 31.75"x9.25"x7" - Cube: 1.19
	Whip

ETL electrical and sanitation listed/cETL (Canada).


Nema #: 5-15P

Ref. MP 450 XL FW Turbo easy plug - 120V/60/1

\$1,813

Metal Gear Box

Reinforced Gear Box.



- **The only all-metal Gear Box in the industry.**
- Gears are contained **within 2 separate metal casings** which makes the Gear Box resistant to moisture.
- **Rapid attachment** of the whisks to the housing and the housing to the motor base allows for easy assembly and dismantling.
- **Overmoulded whisks** to ensure perfect sanitation (machine is designed without any recesses).

- Reinforced stainless steel bands helps to prevent whisks from being damaged when preparing thick mixtures.
- **Removable sleeve** on the whisk strands for perfect sanitation.

MIXING TOOL ATTACHMENT



Ergonomic handle

Rubber protection

- Gearbox with all-metal gears and flange for increased wear resistance.
- **Variable speed** from 150 to 510 rpm
- Total length of the tool: **27 inches**
- Accessory for MP 350 Combi Turbo, MP 450 Combi Turbo and MP 450 FW Turbo models.

Uses :

- Potato flakes • Dry soups
- Dehydrated base for sauce
- Spices + sauces
- Dehydrated mixes for pastry



27 inches

