









# SINGLE SINK, LEFT DRAINBOARD


## TSS-2424-L24



### FEATURES

- 
Made with high quality 18 gauge, 304 stainless steel
- 
Dimensions: 50.5" x 29" x 36.5"
- 
Well polished welded seams
- 
Die-stamped creased drainboards for positive drainage
- 
Curved corners and rolled edges
- 
6.5" backsplash with 45° return
- 
Stainless steel legs, braces, bulletfeet and socket
- 
Strainer, drain and overflow included

### OPTIONAL ACCESSORIES

- 
Brace bar kit (set of "U" shaped reinforcement bars)

