

Symphony Plus™ ice and water dispenser

12 CI series countertop with Chewblet® ice machine



Shown with SensorSAFE™



Features

Narrow, 16.12" (40.9 cm) width

12 lb (5.4 kg) ice storage capacity

Integral air-cooled ice machine with up to 425 lb (193.0 kg) daily production of Chewblet ice

- soft, chewable, compressed nugget ice is preferred over cubes¹ and is ideal for patient care
- Quiet Night™ sleep mode turns off ice machine when idle

Designed with sanitation in mind

- automatic self-flushing of ice machine removes impurities
- drain cup provides internal air gap for added protection of food zone components from drain line contaminants
- Agion® silver-based antimicrobial provides protection of key ice and water contact components²
- one-hand lever or SensorSAFE infrared ice dispense

Dependable design, easy to service and clean

- cleaning and sanitizing of entire machine takes only 1 hour
- LED control board provides at-a-glance machine status
- panels are easily removed for accessibility to all components
- ice machine parts are common across all Symphony Plus dispensers
- stainless steel evaporator and auger deliver long life

Environmentally responsible

- meets Consortium for Energy Efficiency Tier 2 specifications
- R404a refrigerant has zero ozone depletion potential
- continuous ice making process uses less electricity and water

Durable, attractive dispenser

- stainless steel cabinet with accent trim
- poly drain pan, grille and dispenser lid are corrosion-resistant

Easy installation

- comes fully assembled and installs with three easy connections – electric, water and drain

Warranty

- 3 years parts and labor, 5 years compressor parts

Accessories

- Base stand with or without factory installed filter (refer to form# 7010)
- 4.00" (10.16 cm) leg kit (item# AF10LBLEGS)
- Pressurized water sanitizing kits (refer to form# 6830)
- SafeCLEAN Plus™ ice machine cleaner, 1 x 8 oz (237 ml) bottle (item# 01147826)
- Nu-Calgon® IMS-III sanitizer, 16 oz (0.5 L) bottle (item# 00979674)
- Additional filters (refer to form# 9905)
- Additional Symphony Plus accessories (refer to price list)

SensorSAFE infrared dispense



SensorSAFE not recommended for use with clear containers or for applications in direct sunlight

Ice and water dispensers, 115 V/60 Hz			
Ice storage capacity	Dispense	Ice machine cooling	Item number
12 lb (5.4 kg)	Lever	air	12CI425A-L
	SensorSAFE	air	12CI425A-S

Ice-only available, add -I
Example: 12CI425A-LI

Ice production		
Temperatures air/water	70/50 F (21/10 C)	90/70 F (32/21 C)
Air-cooled	425 lb (193.0 kg)	325 lb (147.6 kg)
Energy consumption per 100 lb (45.4 kg) ice	N/A	6.0 kWh air-cooled
Water consumption	12.0 gal (45.4 L) of potable water per 100 lb (45.4 kg) of ice	

Job

Item

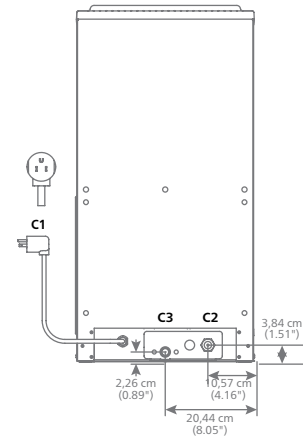
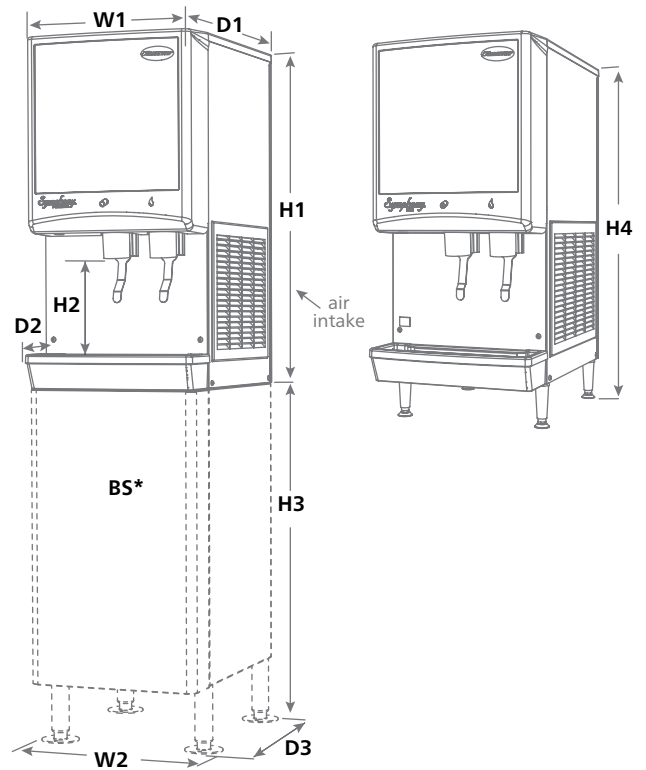
Specification

Ice storage capacity	12 lb (5.4 kg)
W1 Width	16.12" (40.9 cm)
W2 Width, base stand accessory	17.5" (44.4 cm)
D1 Depth, entire dispenser	23.50" (59.7 cm)
D2 Depth, drain pan	5.50" (13.97 cm)
D3 Depth, base stand accessory	22.00" (55.9 cm)
H1 Height, dispenser	32.50" (82.6 cm)
H2 Dispense height clearance	9.38" (23.83 cm)
H3 Height, base stand accessory	33.00" (83.8 cm)
H4 Height, leg kit accessory	36.64" (93.1 cm)
Ventilation clearance	6.00" (15.24 cm) top and right side
Service clearance	12.00" (30.5 cm) top
Utility connection location	through back or bottom
C1 115 V/60/1 electrical	11 amps, 0.8 kW 8.5' (2.6 m) cord w/ NEMA 5-15 90° hospital-grade plug
C2 Potable water inlet	3/8" FPT
C3 Drain	3/4" MPT
Air temperature	50 - 100 F (10 - 38 C)
Water temperature	45 - 90 F (7 - 32 C)
Water pressure	10 - 70 psi (69 - 483 kpa)
Heat rejection	5000 BTU/hr
Approximate net weight	144 lb (65 kg)
Approximate ship weight	199 lb (90 kg)
Approximate ship weight, base stand accessory	80 lb (36 kg)

NOTE: For indoor use only

SHORT FORM SPECIFICATION: (Choose one) ___ Ice and water or ___ ice-only dispenser to be Follett® automatic load in countertop configuration, with 12 lb (5.4 kg) of storage and separate ice and water chutes. Environmentally responsible R404a air-cooled ice machine to have 24 hour production capacity of approximately 425 lb (193.0 kg) of Chewblet compressed nugget ice at water temp. of 70 F (21 C); air temp. of 50 F (10 C). Ice machine equipped with automatic self-flushing and Quiet Night sleep mode. Dispenser to have automatic bin level control to start and stop ice machine. Storage area insulated with non-CFC, high density, foamed-in-place polyurethane. 8.5' (2.6 m) cord and NEMA 5-15 90° hospital grade plug provided. NSF and ETL listed.

Dimensional drawing



BS* – Base stand sold separately; measurements shown are with base stand legs at lowest position

Note: See dispenser detail sheet, form# 6675, for counter cutouts.

¹ Independent third party studies. Contact Follett for details.

² Disclaimer: Antimicrobial protection is limited to the treated components and does not treat water or ice.

Agion is a registered trademark of Sciescent LLC.

Symphony Plus, SensorSAFE, SafeCLEAN Plus and Quiet Night are trademarks of Follett LLC.

Chewblet and Follett are registered trademarks of Follett LLC, registered in the US.

Follett reserves the right to change specifications at any time without obligation. Certifications may vary depending on country of origin.

12 CI series countertop

Symphony Plus™

base stand accessories



*Standard base stand.
Dispenser model
12CI425A shown.*

*Optional filter system
available factory installed
in base. Dispenser model
25CI425A/W shown.*

Stainless steel base stand transforms Follett® countertop dispensers into freestanding dispensers. All bases include stainless steel exterior, and stainless legs with adjustable flanged feet.

Space-saving design

- base stand frees up valuable counter space
- low maintenance, stainless steel exterior
- base stands transform countertop dispensers into freestanding models that can be used with wall drain without the need for a condensate pump

Available with or without factory installed water filter system

Water filter systems factory installed in Symphony Plus™ base stands

- systems are pre-plumbed and ready for external connections
- convenient filter bracket mounting system allows easy access to filter cartridges
- three filtration systems available, all of which remove particles down to 0.5 micron to reduce scale build-up and improve machine performance
 - standard capacity carbon filter removes chlorine, off tastes and odors
 - high capacity carbon filter removes chlorine, off tastes and odors while providing increased time between filter changes
 - high capacity carbonless filter provides filtration and increased time between filter changes, while allowing chlorine and chloramines from municipal water supplies to pass through, helping to inhibit bacteria growth

- see it now at follettice.com/basestand



Dispenser model	Base stand description	Base stand model
12CI425A	base stand only	12BASE-00
	base stand with standard carbon filter	12BASE-CF
	base stand with high capacity carbon filter	12BASE-HC
	base stand with carbonless high capacity filter	12BASE-CL
25CI425A/W 50CI425A/W	base stand only	25AND50BASE-00
	base stand with standard carbon filter	25AND50BASE-CF
	base stand with high capacity carbon filter	25AND50BASE-HC
	base stand with carbonless high capacity filter	25AND50BASE-CL
110CT425A/W	base stand only	110BASE-00
	base stand with standard carbon filter	110BASE-CF
	base stand with high capacity carbon filter	110BASE-HC
	base stand with carbonless high capacity filter	110BASE-CL

Job _____
Item _____

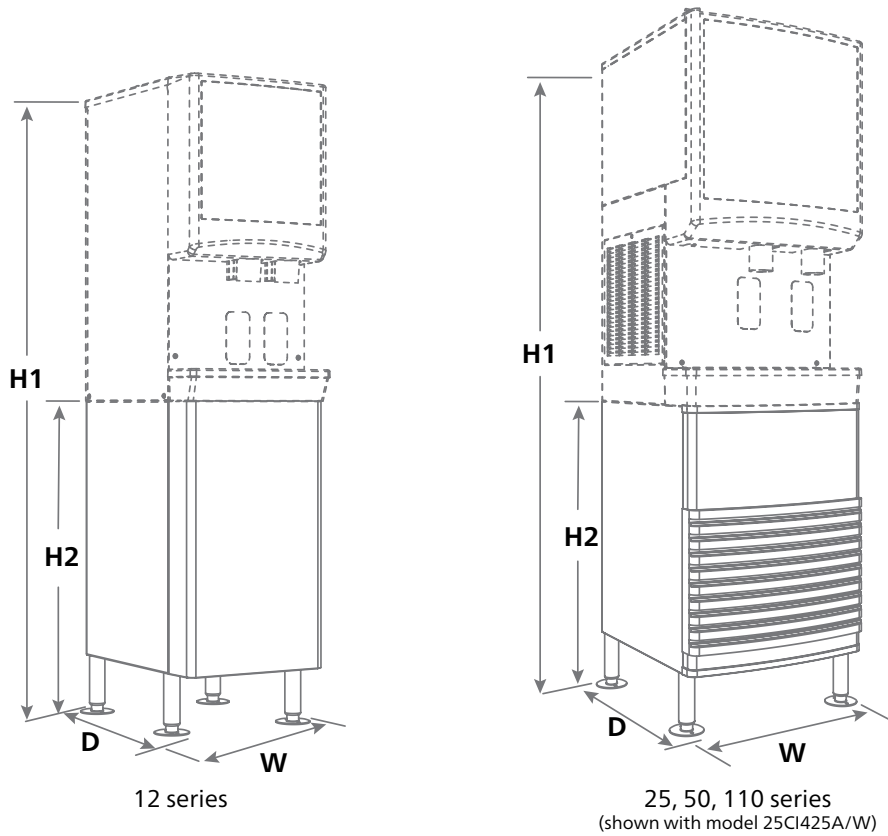
801 Church Lane | Easton, PA 18040, USA
1.800.523.9361 | 1.610.252.7301 | follettice.com



10%
TOTAL RECOVERED FIBER
ALL POST-CONSUMER FIBER

Paper certified by:
The Forest Stewardship Council (FSC) and the Sustainable Forestry Initiative (SFI)

Dimensional drawing and specifications



Dispenser model	Width - W ¹ in (cm)	Depth - D ¹ in (cm)	Height 1 - H1 ¹ in (cm)	Height 2 - H2 ¹ in (cm)	Ship Weight lb (kg)
12CI425A	17.50 (44.4)	22.00 (55.9)	65.50 (166.4)	33.00 (83.8)	80 (36)
25CI425A/W	22.75 (57.8)	24.75 (62.9)	69.00 (175.3)	33.00 (83.8)	110 (50)
50CI425A/W	22.75 (57.8)	24.75 (62.9)	73.00 (185.4)	33.00 (83.8)	110 (50)
110CT425A/W	26.25 (66.7)	29.38 (74.6)	86.00 (218.4)	33.00 (83.8)	140 (64)

¹ Includes flanged feet.

Symphony Plus is a trademark of Follett LLC.

Follett is a registered trademark of Follett LLC, registered in the US.

Follett reserves the right to change specifications at any time without obligation. Certifications may vary depending on country of origin.

Base stand accessories



Symphony Plus™ ice and water dispenser

12 HI series wall mount with Chewblet® ice machine

Features

Narrow, 16.12" (40.9 cm) width

12 lb (5.4 kg) ice storage capacity

Integral air-cooled ice machine with up to 425 lb (193.0 kg) daily production of Chewblet ice

- soft, chewable, compressed nugget ice is preferred over cubes¹ and is ideal for patient care
- Quiet Night™ sleep mode turns off ice machine when idle

Designed with sanitation in mind

- automatic self-flushing of ice machine removes impurities
- drain cup provides internal air gap for added protection of food zone components from drain line contaminants
- Agion® silver-based antimicrobial provides protection of key ice and water contact components²
- SensorSAFE™ infrared ice dispense

Dependable design, easy to service and clean

- cleaning and sanitizing of entire machine takes only 1 hour
- LED control board provides at-a-glance machine status
- panels are easily removed for accessibility to all components
- ice machine parts are common across all Symphony Plus dispensers
- stainless steel evaporator and auger deliver long life

Environmentally responsible

- meets Consortium for Energy Efficiency Tier 2 specifications
- R404a refrigerant has zero ozone depletion potential
- continuous ice making process uses less electricity and water

Durable, attractive dispenser

- stainless steel cabinet with accent trim
- poly drain pan, grille and dispenser lid are corrosion-resistant

Easy installation

- comes fully assembled and installs with three easy connections – electric, water and drain

Warranty

- 3 years parts and labor, 5 years compressor parts

Accessories

- Pressurized water sanitizing kits (refer to form# 6830)
- SafeCLEAN Plus™ ice machine cleaner, 1 x 8 oz (237 ml) bottle (item# 01147826)
- Nu-Calgon® IMS-III sanitizer, 16 oz (0.5 L) bottle (item# 00979674)
- Additional filters (refer to form# 9905)
- Additional Symphony Plus accessories (refer to price list)

SensorSAFE not recommended for use with clear containers or for applications in direct sunlight

Ice and water dispensers, 115 V/60 Hz			
Ice storage capacity	Dispense	Ice machine cooling	Item number
12 lb (5.4 kg)	SensorSAFE	air	12HI425A-S0-00
			12HI425A-S0-DP¹

¹ Unit configured with drain pan.



Shown without drain pan

Ice production		
Temperatures air/water	70/50 F (21/10 C)	90/70 F (32/21 C)
Air-cooled	425 lb (193.0 kg)	325 lb (147.6 kg)
Energy consumption per 100 lb (45.4 kg) ice	N/A	6.0 kWh air-cooled
Water consumption	12.0 gal (45.4 L) of potable water per 100 lb (45.4 kg) of ice	

Job

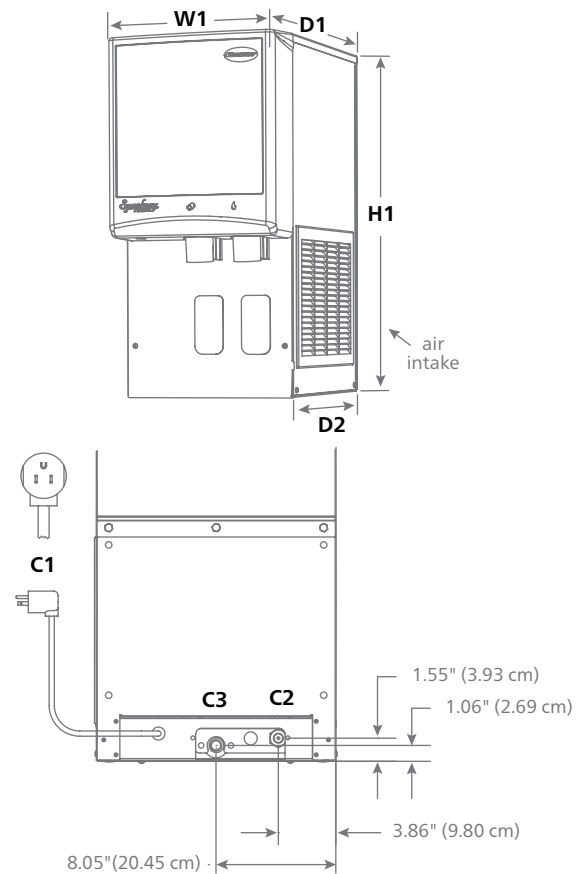
Item

Specification

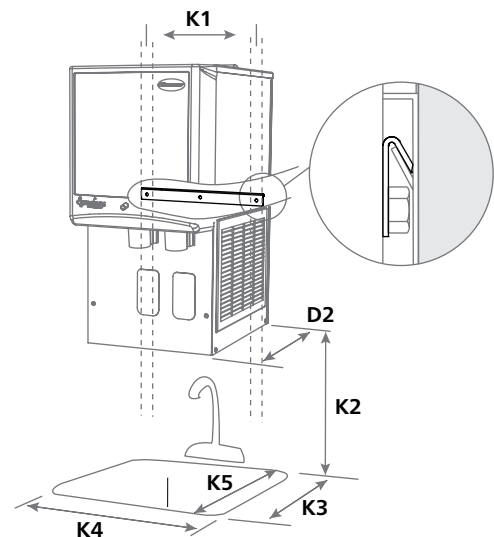
Ice storage capacity	12 lb (5.4 kg)
W1 Width	16.12" (40.9 cm)
D1 Depth, upper cover	23.50" (59.7 cm)
D2 Depth, bottom	18.50" (47.0 cm)
H1 Height	32.50" (82.6 cm)
Ventilation clearance	6.00" (15.24 cm) top and right side
Service clearance	12.00" (30.5 cm) top
C1 115 V/60/1 electrical	11 amps, 0.8 kW 8.5' (2.6 m) cord w/ NEMA 5-15 90° hospital-grade plug
C2 Potable water inlet	3/8" FPT
C3 Drain	3/4" MPT
Utility connection location	through back
K1 Minimum span – wall bracing required in most applications	13.00" (33.0 cm) on center mounting for securing NOTE: Wall mount bracket standard
K2 Maximum height from sink	18.00" (45.7 cm)
K3 Minimum distance from wall to front of sink	30.00" (76.2 cm)
K4 Minimum sink width	16.00" (40.6 cm) centered on dispenser, 11.50" (29.2 cm) centered on chutes
K5 Minimum sink depth	16.00" (40.6 cm)
Air temperature	50 -100 F (10 - 38 C)
Water temperature	45 - 90 F (7 - 32 C)
Water pressure	10 - 70 psi (69 - 483 kpa)
Heat rejection	5000 BTU/hr
Approximate net weight	149 lb (68 kg)
Approximate ship weight	199 lb (90 kg)
NOTE: For indoor use only	

SHORT FORM SPECIFICATION: (Choose one) ___ Ice and water or ___ ice-only dispenser to be Follett® automatic load in wall mount configuration, with 12 lb (5.4 kg) of storage and separate ice and water chutes. Environmentally responsible R404a air-cooled ice machine to have 24 hour production capacity of approximately 425 lb (193.0 kg) of Chewblet compressed nugget ice at water temp. of 70 F (21 C); air temp. of 90 F (32 C). Ice machine equipped with automatic self-flushing and Quiet Night sleep mode. Dispenser to have automatic bin level control to start and stop ice machine. Storage area insulated with non-CFC, high density, foamed-in-place polyurethane. 8.5' (2.6 m) cord and NEMA 5-15 90° hospital-grade plug provided. NSF and ETL listed.

Dimensional drawing



Wall mount detail



¹ Independent third party studies. Contact Follett for details.

² Disclaimer: Antimicrobial protection is limited to the treated components and does not treat water or ice. Agion is a registered trademark of Sciessent LLC.

Calgon is a licensed tradename distributed by Nu-Calgon, in the United States. Symphony Plus, SensorSAFE, SafeCLEAN Plus and Quiet Night are trademarks of Follett LLC. Chewblet and Follett are registered trademarks of Follett LLC, registered in the US.

Follett reserves the right to change specifications at any time without obligation. Certifications may vary depending on country of origin.

12 HI series wall mount